AREXVY- respiratory syncytial virus vaccine recombinant, adjuvanted
GlaxoSmithKline Biologicals SA

HIGHLIGHTS OF PRESCRIBING INFORMATION
These highlights do not include all the information needed to use AREXVY safely and effectively. See full prescribing information for AREXVY.

AREXVY (Respiratory Syncytial Virus Vaccine, Adjuvanted) for injectable suspension, for intramuscular use
Initial U.S. Approval: 2023

RECENT MAJOR CHANGES

Indications and Usage (1)	3/2026
Dosage and Administration (2)	4/2026

INDICATIONS AND USAGE

AREXVY is a vaccine indicated for active immunization for the prevention of lower respiratory tract disease (LRTD) caused by respiratory syncytial virus (RSV) in:

- individuals 60 years of age and older; (1)
- individuals 18 through 59 years of age who are at increased risk for LRTD caused by RSV. (1)

Limitations of Use
AREXVY is not for use in pregnant individuals. (1)

DOSAGE AND ADMINISTRATION

For intramuscular use.
After reconstitution, a single dose of AREXVY is either 0.5 mL (vial and vial presentation) or approximately 0.5 mL (vial and prefilled syringe presentation). (2.1)
AREXVY is supplied as two presentations:

- Vial and vial presentation: vial of Lyophilized Antigen Component to be reconstituted with the accompanying vial of Adjuvant Suspension Component. (2.2)
- Vial and prefilled syringe presentation: vial of Lyophilized Antigen Component to be reconstituted with the accompanying prefilled syringe of Adjuvant Suspension Component. (2.2)

DOSAGE FORMS AND STRENGTHS

For injectable suspension.

- For the vial and vial presentation, a single dose after reconstitution is 0.5 mL. (3)
- For the vial and prefilled syringe presentation, a single dose after reconstitution is approximately 0.5 mL. (3)

CONTRAINDICATIONS

History of severe allergic reaction (e.g., anaphylaxis) to any component of the vaccine. (4)

WARNINGS AND PRECAUTIONS

The results of a postmarketing observational study suggest an increased risk of Guillain-Barré syndrome during the 42 days following vaccination with AREXVY. (5.1, 6.2)

ADVERSE REACTIONS

- The most commonly reported adverse reactions (≥10%), in individuals 60 years of age and older, were injection site pain (60.9%), fatigue (33.6%), myalgia (28.9%), headache (27.2%), and arthralgia (18.1%). (6.1)
- The most commonly reported adverse reactions (≥10%), in individuals 50 through 59 years of age, were injection site pain (75.8%), fatigue (39.8%), myalgia (35.6%), headache (31.7%), arthralgia (23.4%), erythema (13.2%), and swelling (10.4%). (6.1)
- The most commonly reported adverse reactions (≥10%), in individuals 18 through 49 years of age, were injection site pain (76.0%), myalgia (59.9%), fatigue (59.6%), headache (43.6%), and arthralgia (28.3%). (6.1)

To report SUSPECTED ADVERSE REACTIONS, contact GlaxoSmithKline at 1-888-825-5249 or VAERS at 1-800-822-7967 or www.vaers.hhs.gov.
See 17 for PATIENT COUNSELING INFORMATION.

Revised: 7/2026

FULL PRESCRIBING INFORMATION: CONTENTS*

1 INDICATIONS AND USAGE
2 DOSAGE AND ADMINISTRATION
2.1 Dose and Schedule
2.2 Preparation
2.3 Administration
3 DOSAGE FORMS AND STRENGTHS
4 CONTRAINDICATIONS
5 WARNINGS AND PRECAUTIONS
5.1 Guillain-Barré Syndrome
5.2 Preventing and Managing Allergic Reactions
5.3 Syncope
5.4 Altered Immunocompetence
6 ADVERSE REACTIONS
6.1 Clinical Trials Experience
6.2 Postmarketing Experience
8 USE IN SPECIFIC POPULATIONS
8.1 Pregnancy
8.2 Lactation
8.4 Pediatric Use
8.5 Geriatric Use
8.6 Immunocompromised Individuals 18 Years of Age and Older
11 DESCRIPTION
12 CLINICAL PHARMACOLOGY
12.1 Mechanism of Action
13 NONCLINICAL TOXICOLOGY
13.1 Carcinogenesis, Mutagenesis, Impairment of Fertility
14 CLINICAL STUDIES
14.1 Efficacy in Individuals 60 Years of Age and Older
14.2 Immunogenicity in Individuals 18 through 59 Years of Age at Increased Risk for LRTD caused by RSV
14.3 Concomitant Administration
16 HOW SUPPLIED/STORAGE AND HANDLING
16.1 Storage before Reconstitution
16.2 Storage after Reconstitution
17 PATIENT COUNSELING INFORMATION

* Sections or subsections omitted from the full prescribing information are not listed.

FULL PRESCRIBING INFORMATION

1 INDICATIONS AND USAGE

AREXVY is a vaccine indicated for active immunization for the prevention of lower respiratory tract disease (LRTD) caused by respiratory syncytial virus (RSV) in:

- individuals 60 years of age and older;
- individuals 18 through 59 years of age who are at increased risk for LRTD caused by RSV.

Limitations of Use

AREXVY is not for use in pregnant individuals *[see Use in Specific Populations (8.1)]*.

2 DOSAGE AND ADMINISTRATION

2.1 Dose and Schedule

After reconstitution, a single dose of AREXVY is either 0.5 mL (vial and vial presentation) or approximately 0.5 mL (vial and prefilled syringe presentation) *[see Dosage and Administration (2.2)].*

2.2 Preparation

AREXVY is supplied in two presentations as follows:

Vial and Vial Presentation

AREXVY is supplied in two vials that must be combined prior to administration. Prepare AREXVY by reconstituting the Lyophilized Antigen Component (a sterile white powder) with the accompanying Adjuvant Suspension Component (an opalescent, colorless to pale brownish sterile liquid), as described in the instructions below. Use only the supplied Adjuvant Suspension Component for reconstitution.



Figure 1. Cleanse

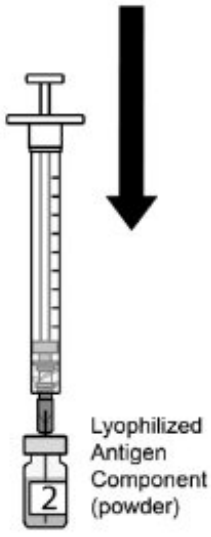

Figure 2. Slowly

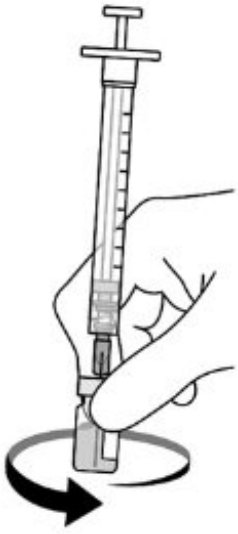

Figure 3. Gently

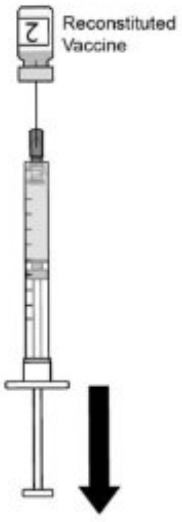

Figure 4. After

both vial stoppers. Using a sterile needle and sterile syringe, withdraw the entire contents of the vial containing the Adjuvant Suspension Component (liquid) by slightly tilting the vial. Vial 1 of 2.

transfer entire contents of syringe into the Lyophilized Antigen Component vial (powder). Vial 2 of 2.

swirl the vial until powder is completely dissolved. **Do not shake vigorously.**

reconstitution, withdraw 0.5 mL from the vial containing the reconstituted vaccine and administer intramuscularly.

Vial and Prefilled Syringe Presentation

AREXVY is supplied in a vial of Lyophilized Antigen Component and a prefilled syringe of Adjuvant Suspension Component that must be combined prior to administration. Prepare AREXVY by reconstituting the Lyophilized Antigen Component (a sterile white powder) with the accompanying Adjuvant Suspension Component (an opalescent, colorless to pale brownish sterile liquid), as described in the instructions below. Use only the supplied Adjuvant Suspension Component for reconstitution.

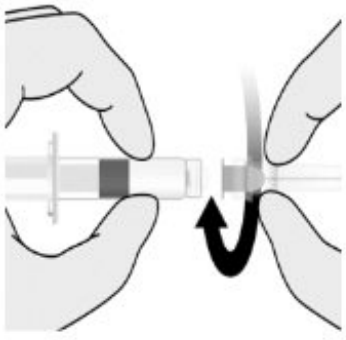

Figure 1. Hold the ungraduated prefilled syringe of Adjuvant Suspension Component by the barrel and unscrew the syringe cap by twisting it counterclockwise. Attach a sterile needle by gently connecting the needle hub into the Luer Lock Adaptor (LLA) and rotate a quarter turn clockwise until you feel it lock.



Figure 2. Cleanse the Lyophilized Antigen Component vial stopper. Slowly transfer the entire contents of the prefilled syringe into the vial containing the Lyophilized Antigen Component.



Figure 3. Gently swirl the vial until the powder is completely dissolved. **Do not shake vigorously.**



Figure 4. After reconstitution, withdraw the entire contents of approximately 0.5 mL from the vial containing the reconstituted vaccine into the same syringe and administer intramuscularly.

2.3 Administration

For intramuscular use.

After reconstitution, AREXVY is an opalescent, colorless to pale brownish liquid.

Parenteral drug products should be inspected visually for particulate matter and discoloration prior to administration, whenever solution and container permit. If either of these conditions exists, AREXVY should not be administered.

After reconstitution, administer AREXVY immediately or store protected from light in the refrigerator between 2°C and 8°C (36°F to 46°F) or at room temperature [up to 25°C (77°F)] and use within 4 hours. Discard reconstituted vaccine if not used within 4 hours.

3 DOSAGE FORMS AND STRENGTHS

For injectable suspension.

For the vial and vial presentation, a single dose after reconstitution is 0.5 mL.

For the vial and prefilled syringe presentation, a single dose after reconstitution is approximately 0.5 mL.

4 CONTRAINDICATIONS

Do not administer AREXVY to anyone with a history of a severe allergic reaction (e.g., anaphylaxis) to any component of AREXVY *[see Description (11)]*.

5 WARNINGS AND PRECAUTIONS

5.1 Guillain-Barré Syndrome

The results of a postmarketing observational study suggest an increased risk of Guillain-Barré syndrome during the 42 days following vaccination with AREXVY *[see Adverse Reactions (6.2)]*.

5.2 Preventing and Managing Allergic Reactions

Appropriate medical treatment must be immediately available to manage potential anaphylactic reactions following administration of AREXVY.

5.3 Syncope

Syncope (fainting) may occur in association with administration of injectable vaccines, including AREXVY. Procedures should be in place to avoid injury from fainting.

5.4 Altered Immunocompetence

Immunocompromised persons, including those receiving immunosuppressive therapy, may have a diminished immune response to AREXVY. The safety and immunogenicity of AREXVY have been assessed in 261 solid organ transplant recipients *[see Use in Specific Populations (8.6)]*.

6 ADVERSE REACTIONS

Table 1. Clinical Studies of AREXVY

Study	Study Population	Number of Participants
Study 1 (NCT04886596)	Adults ≥60 years with or without medical conditions associated with an increased risk for LRTD caused by RSV	AREXVY: N = 12,467 Placebo: N = 12,499
Study 2 (NCT04732871)	Adults ≥60 years with or without medical conditions associated with an increased risk for LRTD caused by RSV	AREXVY: N = 1,653
Study 4 (NCT05590403)	Adults 50 through 59 years with or without medical conditions associated with an increased risk for LRTD caused by RSV	AREXVY: N = 769 Placebo: N = 383
	Adults ≥60 years with or without medical conditions associated with an increased risk for LRTD caused by RSV	AREXVY: N = 381
Study 7 (NCT06389487)	Adults 18 through 49 years with medical conditions associated with an increased risk for LRTD caused by RSV	AREXVY: N = 1,029
	Adults ≥60 years with or without medical conditions associated with an increased risk for LRTD caused by RSV	AREXVY: N = 429
Concomitant Administration Studies		
Study 3 (NCT04841577)	Adults ≥60 years with or without medical conditions associated with an increased risk for LRTD caused by RSV	Concomitant administration of AREXVY with FLUARIX QUADRIVALENT: N = 442 Sequential administration of AREXVY and FLUARIX QUADRIVALENT: N = 443
Study 5 (NCT05559476)	Adults ≥65 years with or without medical conditions associated with an increased risk for LRTD caused by RSV	Concomitant administration of AREXVY with FLUZONE HIGH DOSE QUADRIVALENT: N = 516 Sequential administration of AREXVY and FLUZONE HIGH DOSE QUADRIVALENT: N = 513
Study 6 (NCT05568797)	Adults ≥65 years with or without medical conditions associated with an increased risk for LRTD caused by RSV	Concomitant administration of AREXVY with FLUAD QUADRIVALENT: N = 523 Sequential administration of AREXVY and FLUAD QUADRIVALENT: N = 522

Safety data from study 8 (Immunocompromised Individuals 18 Years of Age and Older) are described in *Use in Specific Populations (8.6)*.

In participants 60 years of age and older, the most commonly reported adverse

reactions (≥10%) were injection site pain (60.9%), fatigue (33.6%), myalgia (28.9%), headache (27.2%), and arthralgia (18.1%).

In participants 50 through 59 years of age, the most commonly reported adverse reactions (≥10%) were injection site pain (75.8%), fatigue (39.8%), myalgia (35.6%), headache (31.7%), arthralgia (23.4%), erythema (13.2%), and swelling (10.4%).

In participants 18 through 49 years of age, the most commonly reported adverse reactions (≥10%) were injection site pain (76.0%), myalgia (59.9%), fatigue (59.6%), headache (43.6%), and arthralgia (28.3%).

6.1 Clinical Trials Experience

Because clinical trials are conducted under widely varying conditions, adverse reaction rates observed in the clinical trials of a vaccine cannot be directly compared with rates in the clinical trials of another vaccine and may not reflect the rates observed in practice.

Individuals 60 Years of Age and Older

The safety of AREXVY was evaluated in 17,879 vaccine recipients.

Study 1 is a placebo-controlled, Phase 3 clinical study conducted in Europe, North America, Asia, and the Southern Hemisphere (South Africa, Australia, and New Zealand), involving 24,966 participants, 60 years of age and older, who received AREXVY (N = 12,467) or saline placebo (N = 12,499). Study 2 is a non–placebo-controlled, open-label, Phase 3 clinical study conducted in Europe, North America, and Asia, involving 1,653 participants, 60 years of age and older, who received AREXVY. Study 3 is a non–placebo-controlled, open-label, Phase 3 clinical study conducted in New Zealand, Panama, and South Africa, involving participants 60 years of age and older who received 1 dose of AREXVY and FLUARIX QUADRIVALENT concomitantly (N = 442) or sequentially (N = 443). Study 5 is a non–placebo-controlled, open-label, clinical study conducted in the United States involving participants 65 years of age and older who received 1 dose of AREXVY and FLUZONE HIGH DOSE QUADRIVALENT (influenza vaccine, high dose; manufactured by Sanofi Pasteur, Inc.) concomitantly (N = 516) or sequentially (N = 513). Study 6 is a non–placebo-controlled, open-label, clinical study conducted in Belgium, Finland, France, Spain, and the United Kingdom involving participants 65 years of age and older who received 1 dose of AREXVY and FLUAD QUADRIVALENT (influenza vaccine, adjuvanted; manufactured by Seqirus, Inc.) concomitantly (N = 523) or sequentially (N = 522).

At the time of vaccination in study 1, the median age of the population was 69.0 years; 13,943 (55.8%) participants were 60 to 69 years of age, 8,978 (36.0%) participants were 70 to 79 years of age, and 2,045 (8.2%) participants were 80 years of age and older. The majority of participants were White (79.4%), followed by Black (8.7%), Asian (7.6%), and other racial/ethnic groups (4.3%); 5.5% were of Hispanic or Latino ethnicity; 51.7% were female. In study 2, the median age of the population at the time of vaccination was 69.0 years; 820 (49.6%) participants were 60 to 69 years of age, 621 (37.6%) participants were 70 to 79 years of age, and 212 (12.8%) participants were 80 years of age and older. In study 2, the majority of participants were White (67.8%), followed by Asian (30.0%), Black (2.0%), and other racial/ethnic groups (0.2%); 1.9% were of Hispanic or Latino ethnicity; 54.6% were female. In study 3, the median age of the population at the time of the vaccination was 67.0 years; 519 (58.6%) participants were 60 to 69 years of age, 288 (32.5%) participants were 70 to 79 years of age, and

78 (8.8%) participants were 80 years of age and older, respectively. In study 3, the majority of the participants were of mixed race (50.3%), followed by White (30.7%), and Black (16.0%); 34.7% were of Hispanic or Latino ethnicity; 51.5% were female. In study 5, the median age of the population was 70 years. The majority of the participants were White (68.7%), followed by other racial groups (15.8%), Black (13.6%), American Indian or Alaskan Native (1.0%), and Asian (0.8%); 32.1% were of Hispanic or Latino ethnicity; 49.6% were female. In study 6, the median age of the population was 71 years. The majority of the participants were White (99.3%), followed by American Indian or Alaska Native (0.3%), Unknown Race (0.1%), Black (0.1%), Asian (0.1%), and Mixed Race (0.1%); 1.8% were of Hispanic or Latino ethnicity; 49.3% were female.

Safety Data from Study 1

Solicited Adverse Reactions: In study 1, a subset of study participants (solicited safety set) was monitored for solicited adverse reactions using standardized paper diary cards during the 4 days (i.e., day of vaccination and the next 3 days) following a dose of AREXVY or placebo; 879 participants received AREXVY and 878 participants received placebo. The other study participants did not prospectively record solicited reactions on a diary card but may have reported them as unsolicited adverse reactions.

The reported frequencies of specific solicited local (administration site) and systemic adverse reactions (per participant) are presented in Table 2.

Table 2. Percentage of Participants with Solicited Local Adverse Reactions and Systemic Adverse Reactions within 4 Days of Vaccination in Individuals 60 Years of Age and Older (Solicited Safety Set with 4-Day Diary Card)

Local Adverse Reactions	**AREXVY % N = 879**	**Placebo[a] % N = 874**
Pain, Any[b]	60.9	9.3
Pain, Grade 3[b]	1	0
Erythema, >20 mm	7.5	0.8
Erythema, >100 mm	0.2	0
Swelling, >20 mm	5.5	0.6
Swelling, >100 mm	0.2	0
Systemic Adverse Reactions	**N = 879**	**N = 878**
Fatigue, Any[c]	33.6	16.1
Fatigue, Grade 3[c]	1.7	0.5
Myalgia, Any[c]	28.9	8.2
Myalgia, Grade 3[c]	1.4	0.3
Headache, Any[c]	27.2	12.6
Headache, Grade 3[c]	1.3	0
Arthralgia, Any[c]	18.1	6.4
Arthralgia, Grade 3[c]	1.3	0.6
Fever, ≥38.0°C/100.4°F[d]	2.0	0.3
Fever, >39.0°C/102.2°F[d]	0.1	0.1

N = Exposed set for solicited safety set included all participants with at least 1

documented dose and who completed their diary.
[a] Placebo was a saline solution.
[b] Any grade pain: Defined as any pain neither interfering with nor preventing normal everyday activities (Grade 1), painful when limb is moved and interferes with everyday activities (Grade 2), or significant pain at rest and prevents normal everyday activities (Grade 3).
[c] Any grade fatigue, myalgia, headache, arthralgia: Defined as event easily tolerated (Grade 1), interfering with normal activity (Grade 2), or preventing normal activity (Grade 3).
[d] Temperature taken by any route (oral, axillary, or tympanic).

In the solicited safety set, the local administration site adverse reactions reported with AREXVY had a median duration of 2 days, and the systemic adverse reactions reported with AREXVY had a median duration ranging between 1 and 2 days.

Unsolicited Adverse Events: In all participants from study 1, unsolicited adverse events were monitored using paper diary cards during the 30-day period following vaccination (day of vaccination and the next 29 days).

Among participants in the solicited safety set, (AREXVY, N = 879 or placebo, N = 878), unsolicited adverse events occurring within 30 days after vaccination were reported in 14.9% and 14.6% of participants who received AREXVY and placebo, respectively.

In the exposed set, 24,966 participants, 60 years of age and older, received at least 1 dose of AREXVY (N = 12,467) or placebo (N = 12,499). Unsolicited adverse events occurring within 30 days of vaccination were reported in 33.0% and 17.8% of participants, respectively. The higher frequency of reported unsolicited adverse events among participants who received AREXVY, compared to participants who received placebo, was primarily attributed to events that are consistent with adverse reactions solicited among participants in the reactogenicity subset. Within 30 days after vaccination, atrial fibrillation was reported in 10 participants who received AREXVY and 4 participants who received placebo (of which 7 events in AREXVY arm and 1 event in placebo arm were serious); the onset of symptoms ranged from 1 to 30 days postvaccination. The currently available information on the atrial fibrillation is insufficient to determine a causal relationship to the vaccine. There were no other notable patterns or numerical imbalances between groups for specific categories of unsolicited adverse events.

Serious Adverse Events: In study 1, participants were monitored for all serious adverse events (SAEs) that occurred during the 6-month period following administration of AREXVY (N = 12,467) or placebo (N = 12,499).

SAEs with onset within 6 months following vaccination were reported at similar rates in participants who received AREXVY (4.2%) or placebo (4.0%). Serious events of atrial fibrillation were reported in 13 participants who received AREXVY and 15 participants who received placebo within 6 months after vaccination.

Deaths: In study 1, with a median follow-up time of 12.2 months postvaccination, adverse events leading to death were reported for 110 participants (0.9%) who received a single dose of AREXVY (N = 12,469) and for 114 participants (0.9%) who received placebo (N = 12,503). Based on available information, there is no evidence of causal relationship to AREXVY. Causes of death among participants were consistent with those

generally reported in adult and elderly populations.

Potential Immune-Mediated Diseases: In study 1, participants were monitored for all potential immune-mediated diseases (pIMDs) that occurred during the 6-month period following administration of AREXVY (N = 12,467) or placebo (N = 12,499).

New onset pIMDs or exacerbation of existing pIMDs within 6 months following vaccination were reported for 0.3% of participants who received AREXVY and 0.3% of participants who received placebo. There were no notable imbalances between study groups in individual pIMDs reported.

Serious Adverse Events Reported from Other Studies

Study 2: Guillain-Barré syndrome beginning 9 days after AREXVY vaccination was reported in a participant enrolled in a study site in Japan.

Study 3: Acute disseminated encephalomyelitis (ADEM) was reported in 2 participants enrolled in a study site in South Africa; the onset of the symptoms was 7 and 22 days postvaccination, respectively. One event was fatal and the other non-fatal. These participants received AREXVY concomitantly with FLUARIX QUADRIVALENT. For both events, magnetic resonance imaging and cerebrospinal fluid analyses were not performed.

Individuals 50 through 59 Years of Age

Study 4 was a Phase 3, observer-blind, randomized, placebo-controlled study conducted in Argentina, Canada, Germany, Japan, the Netherlands, Poland, Spain, and the U.S., in participants 50 through 59 years of age (N = 769 AREXVY; N = 383 saline placebo), including a subset of participants with stable chronic medical conditions associated with an increased risk for LRTD caused by RSV defined as chronic pulmonary disease, chronic cardiovascular disease, diabetes, chronic kidney or liver disease (N = 386 AREXVY; N = 191 saline placebo). The study also enrolled participants 60 years of age and older (N = 381 AREXVY) *[see Clinical Studies (14.2)]*.

At the time of vaccination in study 4, the median age was 57 years for the entire study population and 55 years for the age group 50 through 59 years. The racial/ethnic and sex distribution of study participants were similar in the two age groups. The majority of participants were White (83.8%), followed by Asian (11.2%), Black (3.3%), and other racial/ethnic groups (1.7%); 14.3% were of Hispanic or Latino ethnicity; 52.1% were female.

In study 4, all participants were monitored for solicited adverse reactions during the 4 days following vaccination (i.e., day of vaccination and the next 3 days) and for unsolicited adverse events, during the 30-day period following vaccination (day of vaccination and the next 29 days), using standardized paper diary cards. Participants were monitored for all SAEs and for all pIMDs (serious and non-serious cases) that occurred during the 6-month period following vaccination. Among participants, 99.2% have completed at least 6 months of follow-up following vaccination.

Solicited Adverse Reactions: The reported frequencies of specific solicited, local (administration site), and systemic adverse reactions among participants 50 through 59 years of age are presented in Table 3.

Table 3. Percentage of Participants with Solicited Local Adverse Reactions

and Systemic Adverse Reactions within 4 Days of Vaccination from Study 4 (Exposed Set)

Local Adverse Reactions	AREXVY 50 through 59 Years of Age % N = 756	Placebo[a] 50 through 59 Years of Age % N = 379
Pain, Any[b]	75.8	12.1
Pain, Grade 3[b]	3.4	0.3
Erythema, >20 mm	13.2	0.5
Erythema, >100 mm	0.5	0
Swelling, >20 mm	10.4	0.8
Swelling, >100 mm	0.1	0
Systemic Adverse Reactions	**N = 756**	**N = 380**
Fatigue, Any[c]	39.8	18.2
Fatigue, Grade 3[c]	2.8	0.8
Myalgia, Any[c]	35.6	9.7
Myalgia, Grade 3[c]	2.5	0.5
Headache, Any[c]	31.7	16.8
Headache, Grade 3[c]	2.6	1.1
Arthralgia, Any[c]	23.4	7.9
Arthralgia, Grade 3[c]	1.7	0.8
Fever, ≥38.0°C/100.4°F[d]	3.2	1.1
Fever, >39.0°C/102.2°F[d]	0.1	0.5

N = Exposed set included all participants with at least 1 documented dose and with completed diary card.

[a] Placebo was a saline solution.

[b] Any grade pain: Defined as any pain neither interfering with nor preventing normal everyday activities (Grade 1), painful when limb is moved and interferes with everyday activities (Grade 2), or significant pain at rest and prevents normal everyday activities (Grade 3).

[c] Any grade fatigue, myalgia, headache, arthralgia: Defined as event easily tolerated (Grade 1), interfering with normal activity (Grade 2), or preventing normal activity (Grade 3).

[d] Temperature taken by any route (oral or axillary).

The rates of solicited local and systemic adverse reactions (Table 3) were similar in participants 50 through 59 years of age either with or without pre-defined, stable, chronic medical conditions associated with an increased risk for LRTD caused by RSV.

Overall, the median duration of solicited local adverse reactions and solicited systemic adverse reactions after AREXVY vaccination was 2-3 days and 1-2 days, respectively.

Unsolicited Adverse Events: Unsolicited adverse events within 30 days after vaccination were reported in 13.8% of participants, 50 through 59 years of age, who received AREXVY (N = 769) compared to 12.0% of participants who received placebo (N = 383). Within 30 days after vaccination, there were no cases of atrial fibrillation reported in participants 50 through 59 years of age.

Serious Adverse Events: In study 4, participants were monitored for all SAEs that occurred during the 6-month period following administration of AREXVY (N = 769) or placebo (N = 383). Among participants 50 through 59 years of age, SAEs with onset within 6 months postvaccination were reported in 2.3% of those who received AREXVY and 2.1% of those who received placebo.

Deaths: Among participants 50 through 59 years of age, adverse events leading to death within 12 months after vaccination were reported for 4 (0.5%) participants who received AREXVY (N = 769) and 1 (0.3%) participant who received placebo (N = 383). None of these deaths were considered causally related to AREXVY.

Potential Immune-Mediated Diseases: In study 4, participants were monitored for all pIMDs that occurred during the 6-month period following administration of AREXVY (N = 769) or placebo (N = 383). Among participants 50 through 59 years of age, new onset pIMDs or exacerbation of existing pIMDs with onset within 6 months postvaccination were reported in 0.5% of those who received AREXVY and 0.3% of those who received placebo. There were no notable imbalances between study groups in individual pIMDs reported.

Individuals 18 through 49 Years of Age

Study 7 was an open-label Phase 3 study conducted in Australia, Canada, Germany, Japan, South Africa and the U.S., in participants 18 through 49 years of age with pre-specified, stable, chronic medical conditions leading to an increased risk for LRTD caused by RSV defined as chronic pulmonary disease, chronic cardiovascular disease, diabetes, chronic kidney or liver disease, or neurological or neuromuscular disease (N = 1,029). The study also enrolled participants 60 years of age and older (N = 429). All study participants received 1 dose of AREXVY *[see Clinical Studies (14.2)]*.

At the time of vaccination in study 7, the median age was 40 years for the age group 18 through 49 years and 45 years for the entire study population. The racial/ethnic and sex distribution of study participants were similar in the two age groups. The majority of participants were White (57.0%), followed by Black (21.4%), Asian (11.9%), and other racial/ethnic groups (9.0%); 10.4% were of Hispanic or Latino ethnicity; 55.8% were female.

In study 7, all participants were monitored for solicited adverse reactions during the 4 days following vaccination (i.e., day of vaccination and the next 3 days), using standardized electronic diary (e-diary) or as reported to an investigator. The unsolicited adverse events were collected during the 30-day period following vaccination (i.e., day of vaccination and the next 29 days). Participants were monitored for all SAEs and for all pIMDs (serious and non-serious cases) that occurred during the 6-month period following vaccination. Among participants, 97.5% completed the study at month 6.

Solicited Adverse Reactions: The reported frequencies of specific solicited, local (administration site), and systemic adverse reactions among participants 18 through 49 years of age are presented in Table 4.

Table 4. Percentage of Participants with Solicited Local Adverse Reactions and Systemic Adverse Reactions within 4 Days of Vaccination from Study 7 (Exposed Set)

	AREXVY

	18 through 49 Years of Age %
Local Adverse Reactions	**N = 1026**
Pain, Any[a]	76.0
Pain, Grade 3[a]	1.3
Erythema, >20 mm	8.6
Erythema, >100 mm	0.2
Swelling, >20 mm	7.0
Swelling, >100 mm	0.2
Systemic Adverse Reactions	**N = 1027**
Fatigue, Any[b]	59.6
Fatigue, Grade 3[b]	3.0
Myalgia, Any[b]	59.9
Myalgia, Grade 3[b]	2.1
Headache, Any[b]	43.6
Headache, Grade 3[b]	2.1
Arthralgia, Any[b]	28.3
Arthralgia, Grade 3[b]	1.2
Fever, ≥38.0°C/100.4°F[c]	5.0
Fever, >39.0°C/102.2°F[c]	1.1

N = Exposed set included all participants with at least 1 documented dose and with available data.

[a] Any grade pain: Defined as any pain neither interfering with nor preventing normal everyday activities (Grade 1), painful when limb is moved and interferes with everyday activities (Grade 2), or significant pain at rest and prevents normal everyday activities (Grade 3).

[b] Any grade fatigue, myalgia, headache, arthralgia: Defined as event easily tolerated (Grade 1), interfering with normal activity (Grade 2), or preventing normal activity (Grade 3).

[c] Temperature taken by any route (oral or axillary).

Overall, the median duration of solicited local adverse reactions and solicited systemic adverse reactions after AREXVY vaccination was 2-3 days and 1-2 days, respectively.

Unsolicited Adverse Events: Unsolicited adverse events within 30 days after vaccination were reported in 18.5% of participants, 18 through 49 years of age, who received AREXVY (N = 1029). Within 30 days after vaccination, there was 1 case of non-serious atrial fibrillation reported in a 45-year old participant with an onset of 6 days postvaccination. The participant had obesity (BMI ≥ 30kg/m^2), had a medical history of paroxysmal atrial fibrillation, paroxysmal supraventricular tachycardia, hypercholesterolemia, insulin resistance and obstructive sleep apnea. The event did not result in changes to medication regimen taken for atrial fibrillation prior to study vaccination, was self-limited and resolved spontaneously 4 days after onset. The currently available information on atrial fibrillation is insufficient to determine a causal relationship to the vaccine.

Serious Adverse Events: In study 7, participants were monitored for all SAEs that occurred during the 6-month period following the administration of AREXVY. Among

participants 18 through 49 years of age (N = 1029), no SAEs related to vaccination with AREXVY with onset within 6 months postvaccination were reported.

Potential Immune-Mediated Diseases: In study 7, participants were monitored for all pIMDs that occurred during the 6-month period following administration of AREXVY. Among participants 18 through 49 years of age (N = 1029), new onset pIMDs or exacerbation of existing pIMDs with onset within 6 months postvaccination were reported in 0.2% of those who received AREXVY. One non-serious case of hematoma that initially developed at an insulin injection site prior to vaccination and subsequently exacerbated as multiple hematomas at other body sites was reported in a 31-year old participant with an onset of 14 days postvaccination. The event resolved spontaneously 217 days after onset.

6.2 Postmarketing Experience

The following adverse reactions have been identified from spontaneous reports during postmarketing use of AREXVY. Because these reactions are reported voluntarily from a population of uncertain size, it is not always possible to reliably estimate their frequency or establish a causal relationship to the vaccine.

Nervous System Disorders

Guillain-Barré Syndrome

Postmarketing Observational Study of the Risk of Guillain-Barré Syndrome following Vaccination with AREXVY

The association between vaccination with AREXVY and Guillain-Barré syndrome (GBS) was evaluated among Medicare beneficiaries 65 years of age and older. Using Medicare claims data, between May 2023 through July 2024, vaccinations with AREXVY were identified through Current Procedural Terminology (CPT)/Healthcare Common Procedure Coding System (HCPCS) codes and National Drug Codes, and potential cases of hospitalized GBS among recipients of AREXVY were identified through International Classification of Diseases (ICD) codes. GBS diagnoses in claims data were confirmed by medical record review when available.

The risk of GBS following vaccination with AREXVY was assessed in self-controlled case series analyses using a risk window of 1 to 42 days postvaccination and a control window of 43 to 90 days postvaccination. The analyses of all GBS cases based on claims data suggest an increased risk of GBS during the 42 days following vaccination with AREXVY, with an incidence rate ratio (GBS cases in the risk window/control window) of 2.46 (95% CI 1.19, 5.08) and an estimated 7 excess cases of GBS per million doses administered to individuals 65 years of age and older. The background risk of GBS in a study population influences the excess GBS case estimate and may differ between studies, precluding direct comparison to excess GBS case estimates from other vaccine studies or populations.

The analyses of GBS diagnoses in claims data were supported by analyses of GBS cases confirmed by medical record review and by analyses of GBS cases in individuals who received AREXVY alone, without other concomitantly administered vaccines. While the results of this observational study suggest an increased risk of GBS with AREXVY, available evidence is insufficient to establish a causal relationship.

8 USE IN SPECIFIC POPULATIONS

8.1 Pregnancy

Risk Summary

All pregnancies have a risk of birth defect, loss, or other adverse outcomes. In the U.S. general population, the estimated background risk of major birth defects and miscarriage in clinically recognized pregnancies is 2% to 4% and 15% to 20%, respectively.

There are no data from clinical trials on the use of AREXVY in pregnant individuals. In a clinical study that enrolled pregnant individuals who received an investigational unadjuvanted RSV vaccine that contained the same RSVPreF3 antigen as AREXVY, an increase in preterm births was observed compared with pregnant individuals who received placebo (sucrose reconstituted with saline). This observation raises uncertainty about the use of AREXVY in pregnant individuals *[see Indications and Usage (1)]*.

A developmental and reproductive toxicology study was performed in female rabbits administered AREXVY prior to mating and during gestation (0.5 mL at each occasion). This study revealed no adverse effects on female fertility, embryo-fetal, pre-weaning and post-natal development (*see Data*).

Available data are insufficient to determine a causal relationship between preterm birth and AREXVY.

Data

Human Data: There are no data from clinical trials on the use of AREXVY in pregnant individuals. In a randomized controlled clinical trial that enrolled pregnant individuals in a 2:1 ratio, 3,557 received an investigational unadjuvanted RSV vaccine that contained the same RSVPreF3 antigen as AREXVY and 1,771 received placebo (sucrose reconstituted with saline) at 24 to 34 weeks gestation. Numerical imbalances between the vaccine and placebo groups were observed for preterm births (6.8% and 4.9%, respectively) and neonatal deaths (0.4% and 0.2%, respectively). The observed numerical imbalance in neonatal deaths was not considered as an independent safety signal but as a consequence of the identified risk of preterm birth (0.2% and 0 in the vaccine and placebo groups in preterm infants, respectively).

Animal Data: In a developmental toxicity study, female rabbits were administered AREXVY by intramuscular injection 28 and 14 days prior to mating, on gestation Days 3, 9, 16, and 24, and on lactation Day 7. The total dose was 0.5 mL on each occasion (a single human dose of AREXVY is 0.5 mL). No adverse effects on female fertility or pre-weaning development up to post-natal Day 35 were observed.

8.2 Lactation

Risk Summary

It is not known whether AREXVY is excreted in human milk. No human or animal data are available to assess the effects of AREXVY on the breastfed infant or on milk production/excretion.

The developmental and health benefits of breastfeeding should be considered along with the mother’s clinical need for AREXVY and any potential adverse effects on the

breastfed child from AREXVY or from the underlying maternal condition. For preventive vaccines, the underlying maternal condition is susceptibility to disease prevented by the vaccine.

8.4 Pediatric Use

Evidence from an animal model strongly suggests that AREXVY would be unsafe in individuals younger than 2 years of age because of an increased risk of enhanced respiratory disease. Safety and effectiveness in individuals 2 years through 17 years of age have not been established.

8.5 Geriatric Use

Of the total number of participants (N = 24,966) who received AREXVY or placebo in study 1, 13,943 (55.8%) were 60 to 69 years of age, 8,978 (36.0%) were 70 to 79 years of age, and 2,045 (8.2%) were 80 years of age and older *[see Adverse Reactions (6.1), Use in Specific Populations (8.6), and Clinical Studies (14.1)]*.

8.6 Immunocompromised Individuals 18 Years of Age and Older

In study 8 (NCT05921903), an open-label, Phase 2b, partially randomized, controlled study, solid organ transplant (SOT) recipients (kidney or lung) 18 years of age and older were randomized to receive either one dose of AREXVY (N = 131) or two doses of AREXVY (an unapproved dosing regimen) with a second dose administered 30-60 days later (N = 130 Dose 1, N = 121 Dose 2). A non-randomized cohort of non-immunocompromised participants 50 years of age and older, including those with chronic stable medical conditions, received one dose of AREXVY (N = 125). Among SOT recipients (N = 261), the mean age was 61.8 years; 39.8% were female; and 64.4% were White, 7.3% were Black or African American, 26.1% were Asian, and 0.8% were other racial/ethnic groups; 6.5% were of Hispanic or Latino ethnicity. Of SOT recipients, 76.6% were on immunosuppressive regimens including mycophenolate, and 23.4% were on immunosuppressive regimens without mycophenolate.

Solicited local and systemic reactions that occurred within 7 days following study vaccination were collected. Unsolicited adverse events were collected for 1 month after each dose of study vaccination, and serious adverse events were collected for at least 13 months after last dose of study vaccination in SOT recipients.

The solicited reactogenicity profile in SOT recipients was similar to those observed in other studies *[see Adverse Reactions (6.1)]*. In study 8, following one dose of AREXVY, solicited local adverse reactions were reported in 73.3% of SOT recipients compared with 76.8% of non-immunocompromised adults. Following two doses of AREXVY, solicited local adverse reactions were reported in 71.9% of SOT recipients after the first dose and 68.6% after the second dose. Pain at the injection site was the most frequently reported solicited local reaction in SOT recipients (72.2% and 67.8% of participants after one dose or after two doses, respectively) and in non-immunocompromised adults (76.0%). Following one dose of AREXVY, solicited systemic adverse reactions were reported in 55.0% of SOT recipients compared with 59.2% of non-immunocompromised adults. Following two doses of AREXVY, solicited systemic adverse reactions were reported in 51.6% of SOT recipients after the first dose and 54.5% after the second dose. Fatigue was the most frequently reported solicited systemic adverse reaction in SOT recipients (33.2% and 38.8% of participants who received one or two doses,

respectively).

Neutralizing antibody responses against RSV-A and RSV-B at 30-60 days after vaccination in study 8 were assessed as seroresponse rate (SRR), defined as achieving a ≥4-fold rise in neutralizing titers from baseline, and geometric mean titer (GMT). In non-immunocompromised adults, the SRR was 82.1% (95% CI [73.9%, 88.5%]) and 87.2% (95% CI [79.7%, 92.6%]) for RSV-A and RSV-B, respectively, following one dose of AREXVY. The GMT was 6,881.3 (95% CI [5,976.2, 7,923.6]) and 9,125.2 (95% CI [7,781.9, 10,700.5]) for RSV-A and RSV-B, respectively, following one dose of AREXVY.

Among SOT recipients on immunosuppressive regimen with mycophenolate: Following one dose of AREXVY, the SRR was 47.2% (95% CI [36.5%, 58.1%]) and 48.3% (95% CI [37.6%, 59.2%]) for RSV-A and RSV-B, respectively. Following two doses of AREXVY, the SRR was 62.1% (95% CI [51.0%, 72.3%]) and 60.9% (95% CI [49.9%, 71.2%]) for RSV-A and RSV-B, respectively. The GMT was 3,601.8 (95% CI [2,671.9, 4,855.4]) and 4,041.4 (95% CI [3,012.1, 5,422.3]) for RSV-A and RSV-B, respectively, following one dose of AREXVY. Following two doses of AREXVY, the GMT was 4,960.3 (95% CI [3,778.9, 6,511.0]) and 5,274.4 (95% CI [4,062.3, 6,848.1]) for RSV-A and RSV-B, respectively.

Among SOT recipients on immunosuppressive regimen without mycophenolate: Following one dose of AREXVY, the SRR was 75.0% (95% CI [53.3%, 90.2%]) and 70.8% (95% CI [48.9%, 87.4%]) for RSV-A and RSV-B, respectively. Following two doses of AREXVY, the SRR was 78.3% (95% CI [56.3%, 92.5%]) for both RSV-A and RSV-B. The GMT was 7,255.2 (95% CI [4,667.7, 11,277.0]) and 9,468.3 (95% CI [5,899.8, 15,195.3]) for RSV-A and RSV-B, respectively, following one dose of AREXVY. Following two doses of AREXVY, the GMT was 7,327.2 (95% CI [4,811.0, 11,159.4]) and 8,487.5 (95% CI [5,736.0, 12,558.8]) for RSV-A and RSV-B, respectively.

All SOT recipients at 12 months postvaccination: The GMT in all SOT recipients (regardless of type of immunosuppressive regimen) was 1,773.4 (95% CI [1,486.2, 2,116.2]) and 2,206.7 (95% CI [1,811.3, 2,688.5]), respectively, for RSV-A and RSV-B following one dose of AREXVY compared with 2,517.4 (95% CI [2,039.3, 3,107.5]) and 2,886.5 (95% CI [2,368.0, 3,518.4]), respectively, for RSV-A and RSV-B following two doses of AREXVY. The 12-month postvaccination GMTs in non-immunocompromised adults was 2,243.6 (95% CI [1,925.0, 2,614.9]) and 2,665.1 (95% CI [2,310.9, 3,073.5]), respectively, for RSV-A and RSV-B.

The data from this study do not establish the effectiveness of AREXVY in immunocompromised individuals.

11 DESCRIPTION

AREXVY (Respiratory Syncytial Virus Vaccine, Adjuvanted) is a sterile injectable suspension for intramuscular use. The vaccine is supplied as a vial of lyophilized recombinant respiratory syncytial virus glycoprotein F stabilized in pre-fusion conformation (RSVPreF3) as the antigen component, which must be reconstituted at the time of use with the accompanying vial or prefilled syringe of $AS01_E$ adjuvant as the Adjuvant Suspension Component.

The RSVPreF3 antigen is expressed by culturing genetically engineered Chinese Hamster Ovary cells in media containing no antibiotics or animal-derived proteins. The RSVPreF3

protein is purified by several chromatographic and filtration steps, formulated with excipients, filled into vials, and lyophilized.

The $AS01_E$ adjuvant is composed of 3-*O*-desacyl-4'-monophosphoryl lipid A (MPL) from *Salmonella minnesota* and QS-21, a saponin purified from plant extract *Quillaja saponaria* Molina, combined in a liposomal formulation. The liposomes are composed of dioleoyl phosphatidylcholine (DOPC) and cholesterol in a phosphate-buffered saline solution containing disodium phosphate anhydrous, potassium dihydrogen phosphate, sodium chloride, and water for injection.

After reconstitution of the vial and vial presentation, each 0.5 mL dose is formulated to contain 120 mcg of the recombinant RSVPreF3 antigen, 25 mcg of MPL, and 25 mcg of QS-21. Each dose also contains 14.7 mg of Trehalose, 4.4 mg of sodium chloride, 0.83 mg of potassium dihydrogen phosphate, 0.26 mg of dipotassium phosphate, 0.18 mg of polysorbate 80, 0.15 mg of disodium phosphate anhydrous, 0.5 mg of DOPC, and 0.125 mg of cholesterol.

After reconstitution of the vial and prefilled syringe presentation, each dose (approximately 0.5 mL) is formulated to contain 120 mcg of the recombinant RSVPreF3 antigen, 25 mcg of MPL, and 25 mcg of QS-21. Each dose also contains 16.3 mg of Trehalose, 4.4 mg of sodium chloride, 0.87 mg of potassium dihydrogen phosphate, 0.29 mg of dipotassium phosphate, 0.20 mg of polysorbate 80, 0.15 mg of disodium phosphate anhydrous, 0.5 mg of DOPC, and 0.125 mg of cholesterol.

AREXVY contains no preservative. Each dose may also contain residual amounts of host cell proteins (≤2.0%) and DNA (≤0.80 ng/mg) from the manufacturing process.

The stopper of the vial containing Lyophilized Antigen Component or Adjuvant Suspension Component and the tip cap and plunger stopper of the prefilled syringe containing Adjuvant Suspension Component are not made with natural rubber latex.

12 CLINICAL PHARMACOLOGY

12.1 Mechanism of Action

AREXVY induces an immune response against RSVpreF3 that protects against LRTD caused by RSV.

13 NONCLINICAL TOXICOLOGY

13.1 Carcinogenesis, Mutagenesis, Impairment of Fertility

AREXVY has not been evaluated for carcinogenic or mutagenic potential or for impairment of male fertility.

14 CLINICAL STUDIES

14.1 Efficacy in Individuals 60 Years of Age and Older

Efficacy of AREXVY against RSV-associated LRTD in individuals 60 years of age and older was evaluated for up to 3 RSV seasons in study 1, a Phase 3, randomized,

placebo-controlled, observer-blind clinical study conducted in 17 countries from Northern and Southern Hemispheres.

The study excluded participants who were immunocompromised. Participants with pre-existing, chronic, stable disease such as diabetes, hypertension, or cardiac disease were allowed to participate in the study if considered by the investigator as medically stable at the time of vaccination.

The primary population for efficacy analysis (referred to as the modified exposed set), included individuals 60 years of age and older receiving 1 dose of AREXVY or placebo and who did not report an RSV-confirmed acute respiratory illness [ARI] prior to Day 15 after vaccination.

The primary efficacy analysis over the first RSV season included 24,960 participants randomized equally to receive 1 dose of AREXVY (N = 12,466) or placebo (N = 12,494).

The efficacy analysis up to the end of the second RSV season included participants who received a single dose of AREXVY before Season 1 (N = 12,469); due to valid informed consent obtained from some participants initially excluded from the primary efficacy analysis, there is a higher number of participants in the end of Season 2 analysis. Pre-Season 2, participants who received AREXVY were re-randomized to receive placebo (N = 4,991) or a second dose of AREXVY (N = 4,966). Participants who received placebo before Season 1 (N = 12,498) received a second dose of placebo before Season 2 (N = 10,031). The efficacy analysis up to the end of the third RSV season included participants who received a single dose of AREXVY before Season 1 (N = 12,468); duplicate data from one participant was excluded from end of Season 3 analysis.

The participants were followed up to the end of the third RSV season (median follow-up time 30.6 months).

Among study 1 participants in the modified exposed set for the analysis of efficacy over the first RSV season, 51.7% were female; 79.4% were White, 8.7% were Black, 7.6% were Asian, and 4.3% were of other racial/ethnic groups including American Indian or Alaska Native, Native Hawaiian or Other Pacific Islander; 5.5% were of Hispanic or Latino ethnicity. The median age of participants was 69.0 years.

At baseline, 39.3% of participants had at least one comorbidity of interest; 19.7% of participants had an underlying cardiorespiratory condition (chronic obstructive pulmonary disease, asthma, any chronic respiratory/pulmonary disease, or chronic heart failure) and 25.8% of participants had endocrine and metabolic conditions (diabetes, advanced liver or renal disease). Among participants in the modified exposed set for the analysis of efficacy over 2 and over 3 RSV seasons, demographic and baseline characteristics were similar to those in the modified exposed set for the analysis of efficacy over the first RSV season.

In study 1, confirmed RSV cases were determined by quantitative Reverse Transcription Polymerase Chain Reaction (qRT-PCR) on a nasopharyngeal swab during all ARI episodes. ARI was defined by the presence of at least 2 respiratory symptoms/signs for at least 24 hours (nasal congestion, sore throat, lower respiratory symptoms/signs, as described below), or at least 1 respiratory symptom/sign plus 1 systemic symptom/sign (fever or feverishness, fatigue, body aches, headache, decreased appetite) for at least 24 hours. LRTD was defined based on the following criteria: the participant must have experienced at least 2 lower respiratory symptoms/signs, including at least 1 lower

respiratory sign for at least 24 hours, or experienced at least 3 lower respiratory symptoms for at least 24 hours. Lower respiratory symptoms included: new or increased sputum, new or increased cough, new or increased dyspnea (shortness of breath). Lower respiratory signs included: new or increased wheezing, crackles/rhonchi, respiratory rate ≥20 respirations/min, low or decreased oxygen saturation (O_2 saturation <95% or ≤90% if baseline is <95%), need for oxygen supplementation.

In study 1, a severe RSV-associated LRTD was defined as an RT-PCR confirmed RSV-associated LRTD with at least 2 lower respiratory signs, or preventing normal, everyday activities or requiring supportive therapy.

Efficacy against Respiratory Syncytial Virus-Associated Lower Respiratory Tract Disease over the First Respiratory Syncytial Virus Season

The primary objective was to demonstrate the efficacy of AREXVY in the prevention of a first episode of confirmed RSV-A and/or B associated LRTD during the first season.

Compared with placebo, AREXVY significantly reduced the risk of developing RSV-associated LRTD by 82.6% (96.95% CI [57.9, 94.1]) in participants 60 years of age and older, which met the pre-specified success criterion for the primary study objective (Table 5). The median duration of efficacy follow-up was 6.7 months.

Vaccine efficacy analyses by age subgroup and for participants with at least one comorbidity of interest are presented in Table 5.

The vaccine efficacy against RSV-A–associated LRTD and RSV-B–associated LRTD was 84.6% (95% CI [32.1, 98.3]) and 80.9% (95% CI [49.4, 94.3]), respectively.

Table 5. Efficacy Analyses over the First Respiratory Syncytial Virus Season: First Respiratory Syncytial Virus-Associated Lower Respiratory Tract Disease Overall, by Age and Comorbidity Subgroups in Study 1[a] (Modified Exposed Set)

	AREXVY			Placebo			
Subgroup	**N**	**n**	**Incidence Rate per 1,000 Person-Years**	**N**	**n**	**Incidence Rate per 1,000 Person-Years**	**% Efficacy (CI)[b]**
Overall (≥60 years)	12,466	7	1.0	12,494	40	5.8	82.6 (57.9, 94.1)
60 to 69 years	6,963	4	1.0	6,979	21	5.5	81.0 (43.6, 95.3)
70 to 79 years	4,487	1	0.4	4,487	16	6.5	93.8 (60.2, 99.9)
≥80 years	1,016	2	3.6	1,028	3	5.4	33.8 (-477.7, 94.5)[c]
Participants	4,937	1	0.4	4,861	18	6.6	94.6

with at least 1 comorbidity of interest							(65.9, 99.9)

Two-sided exact CI for vaccine efficacy is derived based on Poisson model adjusted by age categories and regions.
N = Number of participants included in each group.
n = Number of participants having first occurrence of RSV-confirmed LRTD occurring from Day 15 postvaccination.
[a] Study 1: NCT04886596.
[b] CI = Confidence Interval (96.95% for the overall ≥60 years and 95% for all subgroup analyses).
[c] Vaccine Efficacy (VE) for ≥80 years cannot be reliably estimated due to the low number of cases accrued in this age group.

Compared with placebo, AREXVY significantly reduced the risk of developing RSV-associated LRTD by 84.4% (95% CI [46.9, 97.0]) in participants 70 years of age and older.

Compared with placebo, AREXVY significantly reduced the risk of developing severe RSV-associated LRTD by 94.1% (95% CI [62.4, 99.9]) in participants 60 years of age and older. One case of severe RSV-associated LRTD in the group that received AREXVY and 17 cases in the group that received placebo were reported, amongst which 2 cases required supportive therapy i.e., oxygen supplementation.

Efficacy against Respiratory Syncytial Virus-Associated Lower Respiratory Tract Disease over 2 and over 3 Respiratory Syncytial Virus Seasons

Participants 60 years of age and older who received 1 dose of AREXVY or placebo were followed over 3 RSV seasons (up to the end of the second and third seasons in the Northern Hemisphere), with a median follow-up time of 17.8 months over 2 RSV seasons and 30.6 months over 3 RSV seasons. The vaccine efficacy against RSV-associated LRTD over 2 RSV seasons was 67.2% (97.5% CI [48.2, 80.0]) and over 3 RSV seasons was 62.9% (97.5% CI [46.7, 74.8]).

The vaccine efficacy against RSV-A-associated LRTD and RSV-B-associated LRTD over 3 RSV seasons was 69.8% (97.5% CI [42.2, 85.7]) and 58.6% (97.5% CI [35.9, 74.1]), respectively.

Vaccine efficacy analyses by age subgroup and for participants with at least one comorbidity of interest are presented in Table 6.

Table 6. Efficacy Analyses over 2 and over 3 Respiratory Syncytial Virus Seasons: First Respiratory Syncytial Virus-Associated Lower Respiratory Tract Disease Overall, by Age and Comorbidity Subgroups in Study 1[a] (Modified Exposed Set)

	AREXVY[b]			**Placebo**			
			Incidence Rate per 1,000 Person-			**Incidence Rate per 1,000 Person-**	**% Efficacy[c]**

Subgroup	N	n	Years	N	n	Years	(CI)[d]
Over 2 RSV Seasons							
Overall (≥60 years)	12,469	30	2.0	12,498	139	8.0	67.2 (48.2, 80.0)
60 to 69 years	6,963	17	2.1	6,981	74	7.7	65.4 (40.4, 80.9)
70 to 79 years	4,489	9	1.7	4,489	55	8.8	74.9 (48.4, 89.2)
≥80 years	1,017	4	3.5	1,028	10	7.2	38.4 (-118.2, 86.1)[e]
Participants with at least 1 comorbidity of interest	4,983	16	2.7	4,919	72	10.6	66.7 (41.8, 82.0)
Over 3 RSV Seasons							
Overall (≥60 years)	12,468	48	2.4	12,498	215	7.9	62.9 (46.7, 74.8)
60 to 69 years	6,962	28	2.5	6,981	117	7.6	60.3 (39.5, 74.8)
70 to 79 years	4,489	15	2.1	4,489	85	8.6	70.6 (48.4, 84.3)
≥80 years	1,017	5	3.3	1,028	13	6.0	36.2 (-94.0, 82.5)[e]
Participants with at least 1 comorbidity of interest	5,014	25	3.2	4,951	116	10.8	64.7 (45.1, 78.1)

Two-sided exact CI for vaccine efficacy is derived based on Poisson model adjusted by age categories, regions and season.

N = Number of participants included in each group.

n = Number of participants having first occurrence of RSV-confirmed LRTD occurring from Day 15 postvaccination.

[a] Study 1: NCT04886596.

[b] Participants who received a second dose of AREXVY did not contribute to these efficacy analyses after receipt of Dose 2.

[c] VE(%) Poisson method – adjusted by age, region, and season for overall (≥60 years) and participants with at least 1 comorbidity of interest; and adjusted by region and season for analysis by age category.

[d] CI = Confidence Interval (97.5% for the overall ≥60 years and 95% for all subgroup analyses).
[e] VE for ≥80 years cannot be reliably estimated due to the low number of cases accrued in this age group.

In participants 70 years of age and older, over 2 RSV seasons and over 3 RSV seasons, the vaccine efficacy against RSV-associated LRTD was 69.3% (95% CI [43.4, 84.6]) and 66.0% (95% CI [44.3, 80.2]), respectively.

The vaccine efficacy against severe RSV-associated LRTD over 2 RSV seasons was 78.8% (95% CI [52.6, 92.0]) in participants 60 years of age and older (7 cases in participants who received 1 dose of AREXVY and 48 cases in participants who received placebo, amongst which supportive therapy (i.e., oxygen supplementation and positive airway pressure) was required for 1 case in participants who received 1 dose of AREXVY and 5 cases in participants who received placebo). The vaccine efficacy against severe RSV-associated LRTD over 3 RSV seasons was 67.4% (95% CI [42.4, 82.7]) in participants 60 years of age and older (15 cases in participants who received 1 dose of AREXVY and 75 cases in participants who received placebo, amongst which supportive therapy (i.e., oxygen supplementation and positive airway pressure) was required for 2 cases in participants who received 1 dose of AREXVY and 5 cases in participants who received placebo).

Efficacy against Respiratory Syncytial Virus-Associated Lower Respiratory Tract Disease over the Second Respiratory Syncytial Virus Season and over the Third Respiratory Syncytial Virus Season

The vaccine efficacy against RSV-associated LRTD over the second RSV season with median follow-up of 6.3 months was 56.1% (95% CI [28.2, 74.4]) in participants 60 years of age and older (20 cases among participants who received 1 dose of AREXVY and 91 cases among participants who received placebo).

The vaccine efficacy against RSV-associated LRTD over the third RSV season with median follow-up of 7 months was 48.0% (95% CI [8.7, 72.0]) in participants 60 years of age and older (16 cases among participants who received 1 dose of AREXVY and 61 cases among participants who received placebo).

14.2 Immunogenicity in Individuals 18 through 59 Years of Age at Increased Risk for LRTD caused by RSV

In study 4, individuals 50 through 59 years of age with an increased risk of LRTD caused by RSV due to certain chronic medical conditions (chronic pulmonary disease, chronic cardiovascular disease, diabetes, chronic kidney or liver disease) were randomized to receive AREXVY (N = 386) or saline placebo (N = 191). A comparator group of individuals 60 years and older also received AREXVY (N = 381) *[see Adverse Reactions (6.1)]*.

In study 7, individuals 18 through 49 years of age with an increased risk of LRTD caused by RSV due to certain chronic medical conditions (participants may have reported more than 1 condition) were enrolled to receive AREXVY (N = 1,029; 426 of whom were part of the immunogenicity subset). These conditions included cardiopulmonary disorders (55.0%), diabetes mellitus (48.9%), chronic kidney disease (2.9%), chronic liver disease (6.2%), and neurologic or neuromuscular conditions (20.5%). A comparator group of

individuals 60 years and older also received AREXVY (N = 429). All study participants received 1 dose of AREXVY *[see Adverse Reactions (6.1)]*.

In both study 4 and study 7, effectiveness of AREXVY in individuals 50 through 59 years of age and individuals 18 through 49 years of age with chronic medical conditions was assessed by a comparison of RSV neutralizing antibody responses induced by AREXVY in these age groups to antibody responses of individuals 60 years of age and older. The neutralizing antibody responses to RSV-A and RSV-B subtypes in individuals 50 through 59 years of age and 18 through 49 years of age with chronic medical conditions met the criteria for immunobridging. The noninferiority criteria, as pre-specified in the protocol, were met as the upper limit (UL) of the 2-sided 95% CIs for the Geometric Mean Titer (GMT) ratios (GMT for individuals 60 years and older/GMT for individuals 50 through 59 years of age, and GMT for individuals 60 years and older/GMT for individuals 18 through 49 years of age) were ≤1.50 and the UL of the 2-sided 95% CIs for seroresponse rate (SRR) differences (SRR for individuals 60 years and older minus SRR for individuals 50 through 59 years of age, and SRR for individuals 60 years and older minus SRR for individuals 18 through 49 years of age) were ≤10% for the RSV-A and RSV-B subtypes. For clarity, Table 7 presents the GMT ratio as GMT for individuals 50 through 59 years of age/GMT for individuals 60 years and older or GMT for individuals 18 through 49 years of age/GMT for individuals 60 years and older, for which the corresponding noninferiority criterion is a 2-sided 95% CI lower limit (LL) ≥0.67. Similarly, Table 7 presents the SRR difference as SRR for individuals 50 through 59 years of age minus SRR for individuals 60 years and older or SRR for individuals 18 through 49 years of age minus SRR for individuals 60 years and older, for which the corresponding noninferiority criterion is a 2-sided 95% CI LL ≥-10%.

Table 7. Adjusted Geometric Mean Titer (GMT) Values, Adjusted GMT Ratios, Seroresponse Rate (SRR) Values and SRR Difference for RSV-A and RSV-B Neutralizing Titers in Individuals 18 through 49 Years of Age (Study 7) and 50 through 59 Years of Age (Study 4) Compared to Individuals 60 Years of Age and Older (in the respective study) – Per Protocol Set

Individuals 50 through 59 Years of Age at Increased Risk for LRTD caused by RSV[a]		
RSV-A Neutralizing Titers (ED60)		
	Individuals 50 through 59 years of age with chronic medical conditions (N = 343)	**Individuals 60 years of age and older (N = 342)**
Adjusted GMT[c] (95% CI)	8,922.7 (8,118.2, 9,806.9)	7,440.1 (6,768.4, 8,178.5)
Adjusted GMT Ratio[c] (95% CI)[d]	1.20 (1.05, 1.37)	
SRR % (95% CI)	86.9 (82.8, 90.3)	80.4 (75.8, 84.5)
SRR Difference % (95% CI)[e]	6.5 (0.9, 12.1)	
RSV-B Neutralizing Titers (ED60)		
Adjusted GMT[c] (95% CI)	10,054.7 (9,225.4, 10,958.7)	8,062.8 (7,395.9, 8,789.9)

Adjusted GMT Ratio[c] (95% CI)[d]	1.25 (1.10, 1.41)	
SRR % (95% CI)	81.6 (77.1, 85.6)	74.5 (69.5, 79.0)
SRR Difference % (95% CI)[e]	7.2 (0.9, 13.3)	
Individuals 18 through 49 Years of Age at Increased Risk for LRTD caused by RSV[b]		
RSV-A Neutralizing Titers (ED60)		
	Individuals 18 through 49 years of age with chronic medical conditions (N = 394)	**Individuals 60 years of age and older (N = 417)**
Adjusted GMT[c] (95% CI)	11,914.6 (10,933.2, 12,984.2)	8,591.5 (7,902.7, 9,340.3)
Adjusted GMT Ratio[c] (95% CI)[d]	1.39 (1.23, 1.56)	
SRR % (95% CI)	87.1 (83.3, 90.2)	77.7 (73.4, 81.6)
SRR Difference % (95% CI)[e]	9.4 (4.1, 14.6)	
RSV-B Neutralizing Titers (ED60)		
Adjusted GMT[c] (95% CI)	12,503.4 (11,490.5, 13,605.4)	9,087.6 (8,372.1, 9,864.2)
Adjusted GMT Ratio[c] (95% CI)[d]	1.38 (1.22, 1.55)	
SRR % (95% CI)	87.3 (83.6, 90.4)	77.2 (72.9, 81.2)
SRR Difference % (95% CI)[e]	10.1 (4.8, 15.3)	

ED60: Estimated Dilution 60; CI = Confidence Interval; GMT = Geometric Mean Titer; SRR = Seroresponse Rate (The SRR was defined as the percentage of participants having a fold increase in neutralization titers ≥4 at 1 month post-study intervention administration over pre-study intervention administration).

N = Number of participants with both pre- and postvaccination results available; study-specific comparator group for 60 years of age and older.

[a] Stable chronic medical conditions in 50 through 59 years of age were those associated with an increased risk for LRTD caused by RSV defined as chronic pulmonary disease, chronic cardiovascular disease, diabetes, chronic kidney or liver disease.

[b] Stable chronic medical conditions in 18 through 49 years of age were those associated with an increased risk for LRTD caused by RSV defined as chronic pulmonary disease, chronic cardiovascular disease, diabetes, chronic kidney or liver disease, or neurological or neuromuscular disease.

[c] Comparison is done using the group ratio of adjusted GMT (individuals 50 through 59 years of age with chronic medical conditions/individuals 60 years of age and older; and individuals 18 through 49 years of age with chronic medical conditions/individuals 60 years of age and older) (ANCOVA model applied to the logarithm 10 transformed titers). The ANCOVA model included the group as fixed effects and the pre-dose logarithm 10

titer as covariate.
[d] The GMT ratio was calculated by GMT for individuals 50 through 59 years of age with chronic medical conditions/GMT for individuals 60 years and older; and GMT for individuals 18 through 49 years of age with chronic medical conditions/GMT for individuals 60 years and older.
[e] The SRR difference was calculated by SRR for individuals 50 through 59 years of age with chronic medical conditions minus SRR for individuals 60 years and older; and SRR for individuals 18 through 49 years of age with chronic medical conditions minus SRR for individuals 60 years and older.

14.3 Concomitant Administration

Concomitant Administration with Influenza Vaccines

In 3 open-label clinical studies, participants were randomized 1:1 to receive 1 dose of AREXVY administered either concomitantly at month 0 or sequentially 1 month apart (referred to as the control group) with FLUARIX QUADRIVALENT in study 3 (N = 885), FLUZONE HIGH DOSE QUADRIVALENT in study 5 (N = 1,029), or FLUAD QUADRIVALENT (N = 1,045) in study 6 *[see Adverse Reactions (6)]*.

In studies 3 and 5, the prespecified criteria for noninferiority of the immune responses in the concomitant administration group versus the control group were met for the RSV-A neutralizing titers (studies 3 and 5), the RSV-B neutralizing titers (study 5), and for the haemagglutinin inhibition (HI) titers against influenza strains A/Hong Kong/H3N2, A/Victoria/H1N1, B/Phuket/Yamagata and B/Washington/Victoria (study 3) and influenza strains A/Victoria/H1N1, A/Darwin/H3N2, B/Austria/Victoria and B/Phuket/Yamagata (study 5). The prespecified criterion for noninferiority was an upper limit of the 2-sided 95% confidence interval on the GMT ratio (control group/concomitant group) ≤1.5, which corresponds to a lower limit of the 2-sided 95% confidence interval on the GMT ratio (concomitant group/control group) ≥0.67.

In study 6, the prespecified criteria for noninferiority of the immune responses in the concomitant administration group versus the control group were met for the RSV-A neutralizing titers and for HI titers against 3 of 4 influenza vaccine strains (A/Victoria/H1N1, B/Austria/Victoria, and B/Phuket/Yamagata). The prespecified criterion for noninferiority was an upper limit of the 2-sided 95% confidence interval on the GMT ratio (control group/concomitant group) ≤1.5, which corresponds to a lower limit of the 2-sided 95% confidence interval on the GMT ratio (concomitant group/control group) ≥0.67. The noninferiority criterion was not met for HI titers against A/Darwin/H3N2 influenza strain, with the lower limit of the 95% CI of the GMT ratio of 0.65. In a post-hoc descriptive analysis, the GMT ratio [concomitant group/control group] was 0.86 [2-sided 95% CI (0.77, 0.97)] for RSV-B neutralizing titers.

16 HOW SUPPLIED/STORAGE AND HANDLING

AREXVY is supplied in two presentations, as follows:

Vial and Vial Presentation:

In this presentation, AREXVY is supplied as 2 components: A single-dose vial of Lyophilized Antigen Component (powder) and a single-dose vial of Adjuvant Suspension Component (liquid) (packaged without syringes or needles).

Table 8. Vial and Vial Presentation for AREXVY

Presentation	Carton NDC Number	Components	
		Adjuvant Suspension Component (liquid)	Lyophilized Antigen Component (powder)
Outer carton of 10 doses	58160-848-11	10 vials NDC 58160-744-03	10 vials NDC 58160-723-03

Vial and Prefilled Syringe Presentation:

In this presentation, AREXVY is supplied as 2 components: A single-dose vial of Lyophilized Antigen Component (powder) and a prefilled, ungraduated TIP-LOK syringe (Luer Lock syringe) of Adjuvant Suspension Component (liquid) (packaged without needles). TIP-LOK syringes are to be used with Luer Lock compatible needles.

Table 9. Vial and Prefilled Syringe Presentation for AREXVY

Presentation	Carton NDC Number	Components	
		Adjuvant Suspension Component (liquid)	Lyophilized Antigen Component (powder)
Outer carton of 1 dose	58160-882-12	1 prefilled syringe NDC 58160-749-07	1 vial NDC 58160-719-03
Outer carton of 10 doses	58160-894-15	10 prefilled syringes NDC 58160-749-07	10 vials NDC 58160-719-03

16.1 Storage before Reconstitution

Adjuvant Suspension Component vials and prefilled syringes: Store refrigerated between 2°C and 8°C (36°F and 46°F). Store in the original package in order to protect vials and prefilled syringes from light. Do not freeze. Discard if the Adjuvant Suspension Component has been frozen.

Lyophilized Antigen Component vials: Store refrigerated between 2°C and 8°C (36°F and 46°F). Store in the original package in order to protect vials from light. Do not freeze. Discard if the Lyophilized Antigen Component has been frozen.

Unopened vaccine components in the original package may be kept for up to 7 days (cumulative excursion period) at temperatures between 8°C and 25°C (46°F to 77°F). However, keeping the vaccine components at temperatures between 8°C and 25°C (46°F to 77°F) are not recommendations for storage.

16.2 Storage after Reconstitution

- Administer immediately or store in the refrigerator between 2°C and 8°C (36°F to 46°F) or at room temperature [up to 25°C (77°F)] for up to 4 hours prior to use.
- Protect reconstituted vaccine from light.
- Discard reconstituted vaccine if not used within 4 hours.
- Do not freeze. Discard if the vaccine has been frozen.

17 PATIENT COUNSELING INFORMATION

- Inform vaccine recipients that AREXVY is not for use in pregnant individuals.
- Inform vaccine recipients of the potential benefits and risks of vaccination with AREXVY.
- Inform vaccine recipients about the potential for adverse reactions that have been observed following administration of AREXVY.
- Provide the Vaccine Information Statements, which are available free of charge at the Centers for Disease Control and Prevention (CDC) website (www.cdc.gov/vaccines).

AREXVY, FLUARIX QUADRIVALENT, and TIP-LOK are trademarks owned by or licensed to the GSK group of companies. The other brands listed are trademarks owned by or licensed to their respective owners and are not owned by or licensed to the GSK group of companies. The makers of these brands are not affiliated with and do not endorse the GSK group of companies or its products.

Manufactured by **GlaxoSmithKline Biologicals**
Rixensart, Belgium, U.S. License 1617, and
Distributed by **GlaxoSmithKline**
Durham, NC 27701

©2026 GSK group of companies or its licensor.

ARV:10PI

PRINCIPAL DISPLAY PANEL

NDC 58160-848-11

AREXVY

Respiratory Syncytial Virus Vaccine, Adjuvanted

For 60 Years of Age and Older

For 18 through 59 Years at Increased Risk for Lower Respiratory Tract Disease caused by RSV

Contents (10 doses of AREXVY):

10 Vials containing Adjuvant Suspension Component

10 Vials containing Lyophilized Antigen Component

After reconstitution, a single dose of AREXVY is 0.5 mL

GSK

Adjuvant Suspension Component Made in Belgium

Lyophilized Antigen Component Made in Belgium

©2026 GSK group of companies or its licensor.

Rev. 03/26

527405

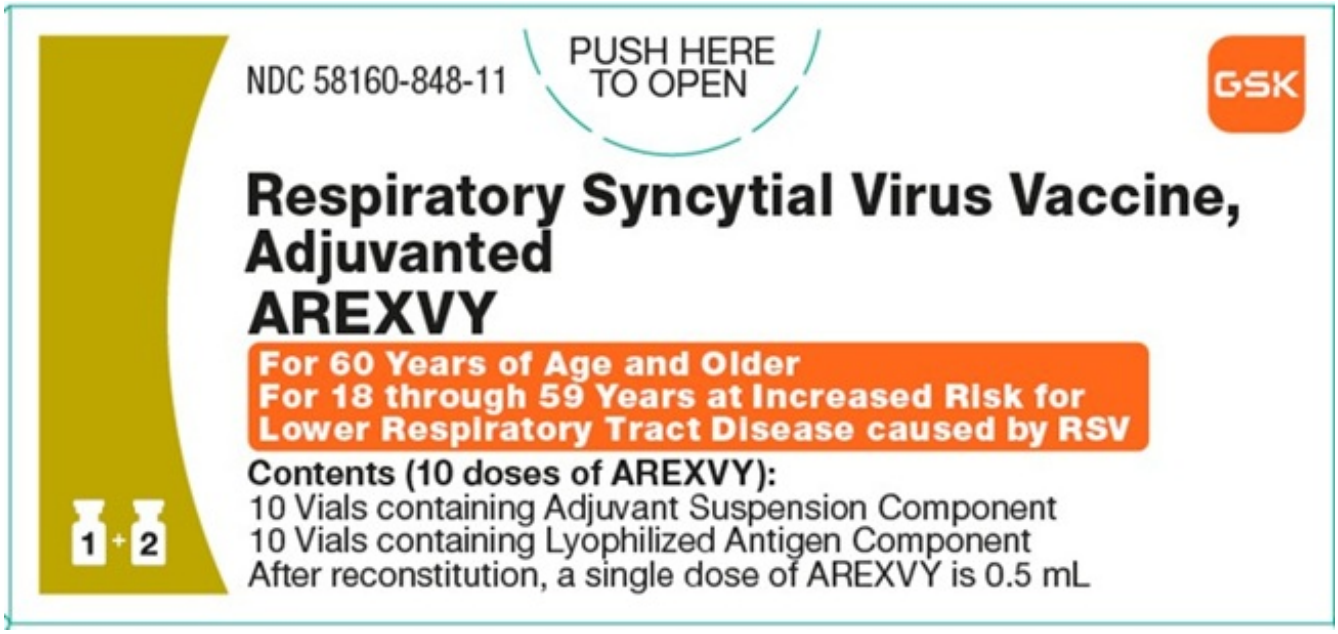

PRINCIPAL DISPLAY PANEL (Antigen)

NDC 58160-723-03

Lyophilized Antigen Component

Vial 2 of 2

NOT TO BE USED ALONE

Reconstitute with Adjuvant Suspension Component to form Respiratory Syncytial Virus Vaccine, Adjuvanted (AREXVY)

0.5-mL Single Dose After Reconstitution

Mfd. By **GlaxoSmithKline Biologicals**

Rev 04/23

513499

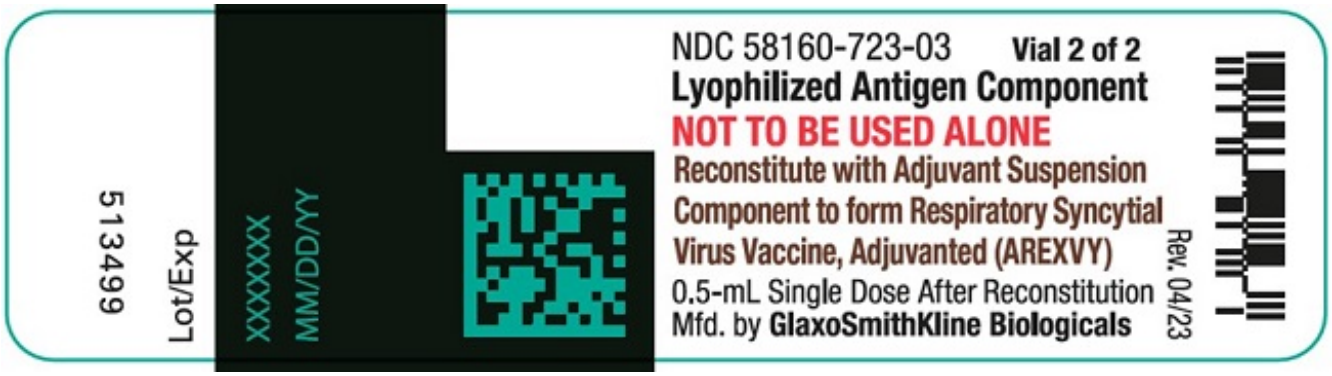

PRINCIPAL DISPLAY PANEL (Antigen)

NDC 58160-744-03

Adjuvant Suspension Component

Vial 1 of 2

NOT TO BE USED ALONE

Add to 1 vial of Lyophilized Antigen Component to form Arexvy

Mft. By **GlaxoSmithKline Biologicals**

Rev 04/23

513531



PRINCIPAL DISPLAY PANEL

NDC 58160-882-12

AREXVY

Respiratory Syncytial Virus Vaccine, Adjuvanted

For 60 Years of Age and Older

For 18 through 59 Years at Increased Risk for Lower Respiratory Tract Disease caused by RSV

RSV

Rx only

NOTICE: Combine one vial of Lyophilized Antigen Component and one prefilled syringe of Adjuvant Suspension Component before use.

Contents (1 dose of AREXVY):

1 Vial containing Lyophilized Antigen Component

1 Syringe containing Adjuvant Suspension Component

After reconstitution, a single dose of AREXVY is approximately 0.5 mL

For intramuscular use

TIP-LOK syringe to be used with Luer Lock compatible needle

NEEDLE NOT INCLUDED

GSK

AREXVY

Adjuvant Suspension Component Made in Belgium

Lyophilized Antigen Component Made in Belgium

©2026 GSK group of companies or its licensor.

Rev. 4/26

MCK-166310-01

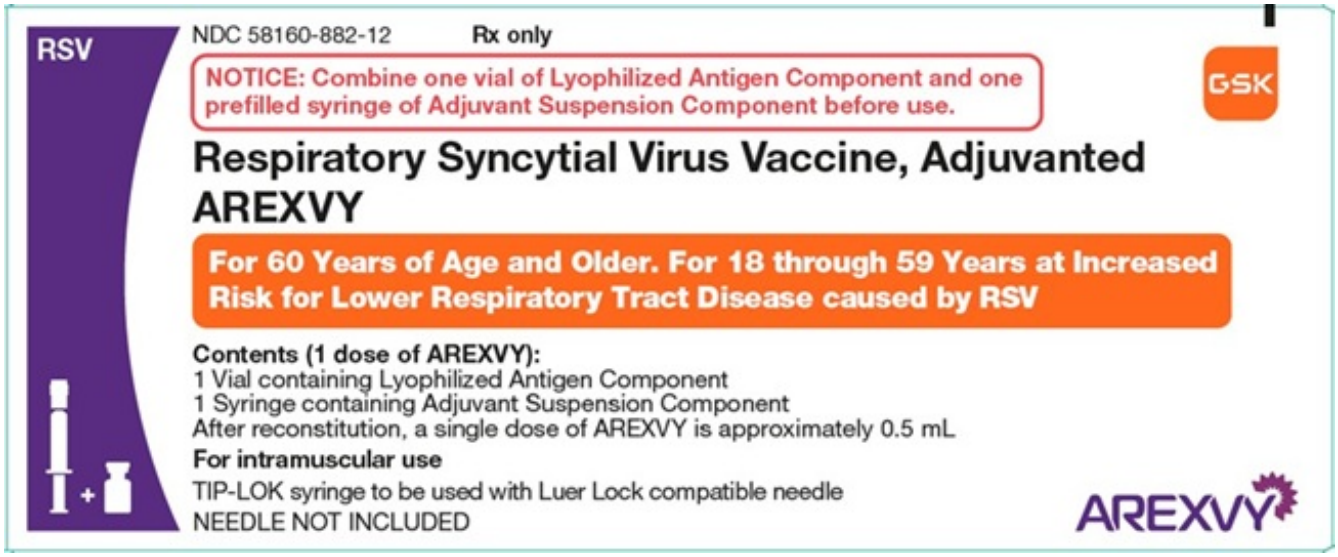

PRINCIPAL DISPLAY PANEL (Antigen)

NDC 58160-719-03

Lyophilized Antigen Component

NOT TO BE USED ALONE

Reconstitute with Adjuvant Suspension Component to form Respiratory Syncytial Virus Vaccine, Adjuvanted (AREXVY)

Mfd. By **GlaxoSmithKline Biologicals**

Single dose 0.5-mL after reconstitution

Rx Only

Rev 10/25

MCK-166311-01



PRINCIPAL DISPLAY PANEL (Antigen)

NDC 58160-749-07

Adjuvant Suspension Component

NOT TO BE USED ALONE

Add to 1 vial of Lyophilized Antigen Component to form Respiratory Syncytial Virus Vaccine, Adjuvanted (AREXVY)

Mft. By **GlaxoSmithKline Biologicals**

Rx Only

Rev 9/25

MCK-166312-01



PRINCIPAL DISPLAY PANEL

NDC 58160-894-15

AREXVY

Respiratory Syncytial Virus Vaccine, Adjuvanted

RSV

Rx only

NOTICE: Combine one vial of Lyophilized Antigen Component and one prefilled syringe of Adjuvant Suspension Component before use.

For 60 Years of Age and Older

For 18 through 59 Years at Increased Risk for Lower Respiratory Tract Disease caused by RSV

Contents (10 dose of AREXVY):

10 VialS containing Lyophilized Antigen Component

10 SyringeS containing Adjuvant Suspension Component

After reconstitution, a single dose of AREXVY is approximately 0.5 mL

For intramuscular use

TIP-LOK syringe to be used with Luer Lock compatible needle

NEEDLE NOT INCLUDED

GSK

AREXVY

Adjuvant Suspension Component Made in Belgium

Lyophilized Antigen Component Made in Belgium

©2026 GSK group of companies or its licensor.

Rev. 4/26

MCK-166243-01

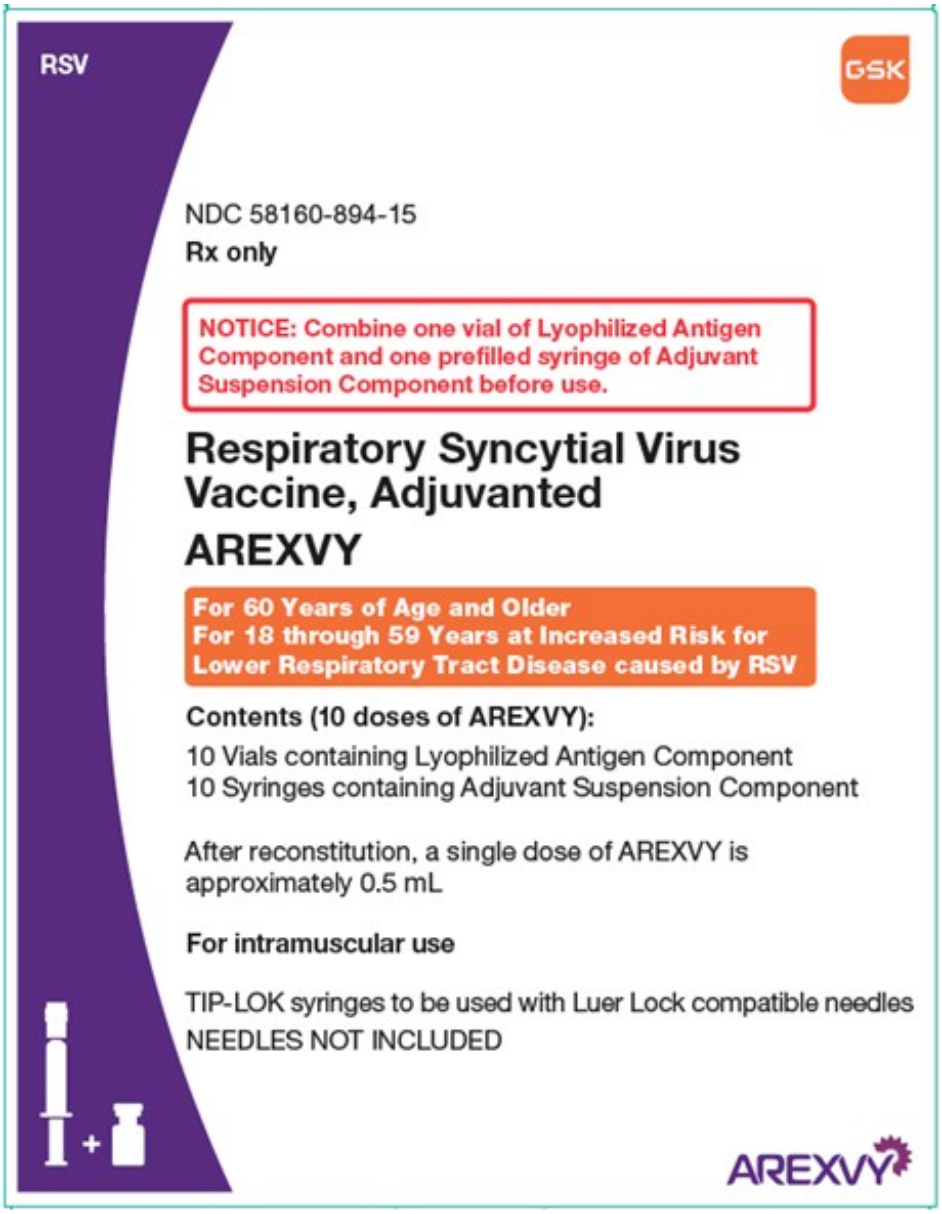

AREXVY

respiratory syncytial virus vaccine recombinant, adjuvanted kit

Product Information			
Product Type	VACCINE	**Item Code (Source)**	NDC:58160-848

Packaging				
#	**Item Code**	**Package Description**	**Marketing Start Date**	**Marketing End Date**
1	NDC:58160-848-11	1 in 1 CARTON; Type 0: Not a Combination Product		

Quantity of Parts		
Part #	**Package Quantity**	**Total Product Quantity**

Part 1	10 VIAL	5 mL
Part 2	10 VIAL	5 mL

Part 1 of 2

ANTIGEN

respiratory syncytial virus glycoprotein f injection, powder, lyophilized, for suspension

Product Information	
Item Code (Source)	NDC:58160-723
Route of Administration	INTRAMUSCULAR

Active Ingredient/Active Moiety		
Ingredient Name	**Basis of Strength**	**Strength**
RECOMBINANT RESPIRATORY SYNCYTIAL VIRUS PRE-FUSION F PROTEIN ANTIGEN (UNII: M739EB7427) (RECOMBINANT RESPIRATORY SYNCYTIAL VIRUS PRE-FUSION F PROTEIN ANTIGEN - UNII:M739EB7427)	RECOMBINANT RESPIRATORY SYNCYTIAL VIRUS PRE-FUSION F PROTEIN ANTIGEN	120 ug in 0.5 mL

Inactive Ingredients	
Ingredient Name	**Strength**
TREHALOSE DIHYDRATE (UNII: 7YIN7J07X4)	
POLYSORBATE 80 (UNII: 6OZP39ZG8H)	
MONOBASIC POTASSIUM PHOSPHATE (UNII: 4J9FJ0HL51)	
DIBASIC POTASSIUM PHOSPHATE (UNII: CI71S98N1Z)	

Product Characteristics			
Color	WHITE	**Score**	
Shape		**Size**	
Flavor		**Imprint Code**	
Contains			

Packaging				
#	**Item Code**	**Package Description**	**Marketing Start Date**	**Marketing End Date**
1	NDC:58160-723-03	0.5 mL in 1 VIAL; Type 0: Not a Combination Product		

Marketing Information

Marketing Category	Application Number or Monograph Citation	Marketing Start Date	Marketing End Date
BLA	BLA125775	05/03/2023	

Part 2 of 2

ADJUVANT

as01 inhalant

Product Information	
Item Code (Source)	NDC:58160-744
Route of Administration	INTRAMUSCULAR

Inactive Ingredients	
Ingredient Name	**Strength**
MONOPHOSPHORYL LIPID A TRIETHYLAMINE (UNII: UNY5G9WB4K)	
QUILLAJA SAPONIN (QS-21) (UNII: 61H83WZX3U)	
1,2-DIOLEOYL-SN-GLYCERO-3-PHOSPHOCHOLINE (UNII: H026DM5V6U)	
CHOLESTEROL (UNII: 97C5T2UQ7J)	
SODIUM CHLORIDE (UNII: 451W47IQ8X)	
SODIUM PHOSPHATE, DIBASIC, ANHYDROUS (UNII: 22ADO53M6F)	
MONOBASIC POTASSIUM PHOSPHATE (UNII: 4J9FJ0HL51)	
WATER (UNII: 059QF0KO0R)	

Packaging				
#	**Item Code**	**Package Description**	**Marketing Start Date**	**Marketing End Date**
1	NDC:58160-744-03	0.5 mL in 1 VIAL; Type 0: Not a Combination Product		

Marketing Information			
Marketing Category	**Application Number or Monograph Citation**	**Marketing Start Date**	**Marketing End Date**
BLA	BLA125775	05/03/2023	

Marketing Information			
Marketing Category	**Application Number or Monograph Citation**	**Marketing Start Date**	**Marketing End Date**
BLA	BLA125775	05/03/2023	

AREXVY

respiratory syncytial virus vaccine recombinant, adjuvanted kit

Product Information			
Product Type	VACCINE	**Item Code (Source)**	NDC:58160-894

Packaging				
#	**Item Code**	**Package Description**	**Marketing Start Date**	**Marketing End Date**
1	NDC:58160-894-15	1 in 1 CARTON; Type 0: Not a Combination Product		

Quantity of Parts		
Part #	**Package Quantity**	**Total Product Quantity**
Part 1	10 VIAL	5 mL
Part 2	10 SYRINGE	5 mL

Part 1 of 2

ANTIGEN

respiratory syncytial virus glycoprotein f injection, powder, lyophilized, for suspension

Product Information	
Item Code (Source)	NDC:58160-719
Route of Administration	INTRAMUSCULAR

Active Ingredient/Active Moiety		
Ingredient Name	**Basis of Strength**	**Strength**
RECOMBINANT RESPIRATORY SYNCYTIAL VIRUS PRE-FUSION F PROTEIN ANTIGEN (UNII: M739EB7427) (RECOMBINANT RESPIRATORY SYNCYTIAL VIRUS PRE-FUSION F PROTEIN ANTIGEN - UNII:M739EB7427)	RECOMBINANT RESPIRATORY SYNCYTIAL VIRUS PRE-FUSION F PROTEIN ANTIGEN	120 ug in 0.5 mL

Inactive Ingredients	
Ingredient Name	**Strength**
TREHALOSE DIHYDRATE (UNII: 7YIN7J07X4)	
POLYSORBATE 80 (UNII: 6OZP39ZG8H)	
MONOBASIC POTASSIUM PHOSPHATE (UNII: 4J9FJ0HL51)	
DIBASIC POTASSIUM PHOSPHATE (UNII: CI71S98N1Z)	

Product Characteristics			
Color	WHITE	**Score**	
Shape		**Size**	
Flavor		**Imprint Code**	

Contains	

Packaging				
#	**Item Code**	**Package Description**	**Marketing Start Date**	**Marketing End Date**
1	NDC:58160-719-03	0.5 mL in 1 VIAL; Type 0: Not a Combination Product		

Marketing Information

Marketing Category	Application Number or Monograph Citation	Marketing Start Date	Marketing End Date
BLA	BLA125775	04/30/2026	

Part 2 of 2

ADJUVANT

as01 inhalant

Product Information	
Item Code (Source)	NDC:58160-749
Route of Administration	INTRAMUSCULAR

Inactive Ingredients	
Ingredient Name	**Strength**
MONOPHOSPHORYL LIPID A TRIETHYLAMINE (UNII: UNY5G9WB4K)	
QUILLAJA SAPONIN (QS-21) (UNII: 61H83WZX3U)	
1,2-DIOLEOYL-SN-GLYCERO-3-PHOSPHOCHOLINE (UNII: H026DM5V6U)	
CHOLESTEROL (UNII: 97C5T2UQ7J)	
SODIUM CHLORIDE (UNII: 451W47IQ8X)	
SODIUM PHOSPHATE, DIBASIC, ANHYDROUS (UNII: 22ADO53M6F)	
MONOBASIC POTASSIUM PHOSPHATE (UNII: 4J9FJ0HL51)	
WATER (UNII: 059QF0KO0R)	

Packaging				
#	**Item Code**	**Package Description**	**Marketing Start Date**	**Marketing End Date**
1	NDC:58160-749-07	0.5 mL in 1 SYRINGE; Type 2: Prefilled Drug Delivery Device/System (syringe, patch, etc.)		

Marketing Information

Marketing Category	Application Number or Monograph Citation	Marketing Start Date	Marketing End Date
BLA	BLA125775	04/30/2026	

Marketing Information

Marketing Category	Application Number or Monograph Citation	Marketing Start Date	Marketing End Date
BLA	BLA125775	04/30/2026	

AREXVY

respiratory syncytial virus vaccine recombinant, adjuvanted kit

Product Information

Product Type	VACCINE	Item Code (Source)	NDC:58160-882

Packaging

#	Item Code	Package Description	Marketing Start Date	Marketing End Date
1	NDC:58160-882-12	1 in 1 CARTON; Type 0: Not a Combination Product		

Quantity of Parts

Part #	Package Quantity	Total Product Quantity
Part 1	1 VIAL	0.5 mL
Part 2	1 SYRINGE	0.5 mL

Part 1 of 2

ANTIGEN

respiratory syncytial virus glycoprotein f injection, powder, lyophilized, for suspension

Product Information

Item Code (Source)	NDC:58160-719
Route of Administration	INTRAMUSCULAR

Active Ingredient/Active Moiety

Ingredient Name	Basis of Strength	Strength
RECOMBINANT RESPIRATORY SYNCYTIAL VIRUS PRE-FUSION F PROTEIN ANTIGEN (UNII: M739EB7427) (RECOMBINANT RESPIRATORY SYNCYTIAL VIRUS PRE-FUSION F PROTEIN ANTIGEN - UNII:M739EB7427)	RECOMBINANT RESPIRATORY SYNCYTIAL VIRUS PRE-FUSION F PROTEIN ANTIGEN	120 ug in 0.5 mL

Inactive Ingredients	
Ingredient Name	**Strength**
TREHALOSE DIHYDRATE (UNII: 7YIN7J07X4)	
POLYSORBATE 80 (UNII: 6OZP39ZG8H)	
MONOBASIC POTASSIUM PHOSPHATE (UNII: 4J9FJ0HL51)	
DIBASIC POTASSIUM PHOSPHATE (UNII: CI71S98N1Z)	

Product Characteristics			
Color	WHITE	**Score**	
Shape		**Size**	
Flavor		**Imprint Code**	
Contains			

Packaging				
#	**Item Code**	**Package Description**	**Marketing Start Date**	**Marketing End Date**
1	NDC:58160-719-03	0.5 mL in 1 VIAL; Type 0: Not a Combination Product		

Marketing Information

Marketing Category	Application Number or Monograph Citation	Marketing Start Date	Marketing End Date
BLA	BLA125775	04/30/2026	

Part 2 of 2

ADJUVANT

as01 inhalant

Product Information	
Item Code (Source)	NDC:58160-749
Route of Administration	INTRAMUSCULAR

Inactive Ingredients	
Ingredient Name	**Strength**
MONOPHOSPHORYL LIPID A TRIETHYLAMINE (UNII: UNY5G9WB4K)	
QUILLAJA SAPONIN (QS-21) (UNII: 61H83WZX3U)	
1,2-DIOLEOYL-SN-GLYCERO-3-PHOSPHOCHOLINE (UNII: H026DM5V6U)	
CHOLESTEROL (UNII: 97C5T2UQ7J)	

SODIUM CHLORIDE (UNII: 451W47IQ8X)	
SODIUM PHOSPHATE, DIBASIC, ANHYDROUS (UNII: 22ADO53M6F)	
MONOBASIC POTASSIUM PHOSPHATE (UNII: 4J9FJ0HL51)	
WATER (UNII: 059QF0KO0R)	

Packaging

#	Item Code	Package Description	Marketing Start Date	Marketing End Date
1	NDC:58160-749-07	0.5 mL in 1 SYRINGE; Type 2: Prefilled Drug Delivery Device/System (syringe, patch, etc.)		

Marketing Information

Marketing Category	Application Number or Monograph Citation	Marketing Start Date	Marketing End Date
BLA	BLA125775	04/30/2026	

Marketing Information

Marketing Category	Application Number or Monograph Citation	Marketing Start Date	Marketing End Date
BLA	BLA125775	04/30/2026	

Labeler - GlaxoSmithKline Biologicals SA (372748392)

Revised: 7/2026 GlaxoSmithKline Biologicals SA