ACTHIB- haemophilus influenzae type b strain 1482 capsular polysaccharide tetanus toxoid conjugate antigen
Sanofi Vaccines US Inc.

HIGHLIGHTS OF PRESCRIBING INFORMATION
These highlights do not include all the information needed to use ActHIB® safely and effectively. See full prescribing information for ActHIB.

ActHIB [Haemophilus b Conjugate Vaccine (Tetanus Toxoid Conjugate)] Solution for Intramuscular Injection
Initial U.S. Approval: 1993

INDICATIONS AND USAGE

- ActHIB is a vaccine indicated for the prevention of invasive disease caused by *Haemophilus influenzae* type b. ActHIB vaccine is approved for use as a four dose series in infants and children 2 months through 5 years of age (1)

DOSAGE AND ADMINISTRATION

For intramuscular administration only
Four-dose series (0.5 mL each) by intramuscular injection:

- A three-dose primary series administered at 2, 4, and 6 months of age. (2.1)
- A single booster dose administered at 15-18 months of age. (2.1)

DOSAGE FORMS AND STRENGTHS

Solution for injection: lyophilized powder to be reconstituted in supplied 0.4% Sodium Chloride diluent. A single dose, after reconstitution is 0.5 mL (3)

CONTRAINDICATIONS

Severe allergic reaction (e.g., anaphylaxis) after a previous dose of any *Haemophilus influenzae* type b or tetanus toxoid-containing vaccine or any component of ActHIB vaccine. (4)

WARNINGS AND PRECAUTIONS

- If Guillain-Barré syndrome occurred within 6 weeks of receipt of a prior vaccine containing tetanus toxoid, the potential benefits and risks of giving ActHIB vaccine must be evaluated. (5.2)

ADVERSE REACTIONS

Following administration of ActHIB vaccine in children 2-20 months of age, rates of adverse reactions varied by dose number and age of recipients:

- The most frequent systemic reactions after any dose for children 2 months to 16 months of age were fussiness/irritability (75%), inconsolable crying (58%) and decreased activity/lethargy (51%). (6.1)
- In children 15-20 months of age tenderness (20%) was the most common local reaction following a single dose. (6.1)

To report SUSPECTED ADVERSE REACTIONS, contact Pharmacovigilance Department, Sanofi Vaccines US Inc., Discovery Drive, Swiftwater, PA 18370 at 1-800-822-2463 (1-800-VACCINE) or VAERS at 1-800-822-7967 or http://vaers.hhs.gov.
See 17 for PATIENT COUNSELING INFORMATION.

Revised: 5/2026

FULL PRESCRIBING INFORMATION: CONTENTS*

1 INDICATIONS AND USAGE
2 DOSAGE AND ADMINISTRATION
2.1 Immunization Series

2.2 Reconstitution
2.3 Administration
3 DOSAGE FORMS AND STRENGTHS
4 CONTRAINDICATIONS
4.1 Hypersensitivity
5 WARNINGS AND PRECAUTIONS
5.1 Management of Acute Allergic Reactions
5.2 Guillain-Barré Syndrome
5.3 Altered Immunocompetence
5.4 Limitations of Vaccine Effectiveness
5.5 Tetanus Immunization
5.6 Interference with Laboratory Tests
5.7 Syncope
6 ADVERSE REACTIONS
6.1 Clinical Trials Experience
6.2 Postmarketing Experience
7 DRUG INTERACTIONS
7.1 Concomitant Administration with Other Vaccines
7.2 Immunosuppressive Treatments
7.3 Interference with Laboratory Tests
8 USE IN SPECIFIC POPULATIONS
8.1 Pregnancy
8.2 Lactation
8.4 Pediatric Use
11 DESCRIPTION
12 CLINICAL PHARMACOLOGY
12.1 Mechanism of Action
13 NON-CLINICAL TOXICOLOGY
13.1 Carcinogenesis, Mutagenesis, Impairment of Fertility
14 CLINICAL STUDIES
14.1 Immunogenicity of ActHIB Vaccine in Children 2, 4 and 6 Months of Age
14.2 Immunogenicity of ActHIB Vaccine in Children 12 to 24 Months of Age
15 REFERENCES
16 HOW SUPPLIED/STORAGE AND HANDLING
16.1 How Supplied
16.2 Storage and Handling
17 PATIENT COUNSELING INFORMATION
* Sections or subsections omitted from the full prescribing information are not listed.

FULL PRESCRIBING INFORMATION

1 INDICATIONS AND USAGE

ActHIB® is a vaccine indicated for the prevention of invasive disease caused by *Haemophilus influenzae* (*H. influenzae*) type b. ActHIB is approved for use in children 2 months through 5 years of age.

2 DOSAGE AND ADMINISTRATION

For intramuscular use only

2.1 Immunization Series

ActHIB vaccine is administered as a four-dose series (0.5 mL per dose) as:

- A primary three-dose series of a single dose at 2, 4, and 6 months of age.
- A single booster dose at 15 through 18 months of age.

2.2 Reconstitution

ActHIB vaccine is a solution for injection supplied as single-dose vials of lyophilized vaccine (vial 1 of 2) to be reconstituted only with the accompanying saline diluent (0.4% Sodium Chloride) (vial 2 of 2). To reconstitute ActHIB vaccine, withdraw 0.6 mL of saline diluent and inject into the vial of lyophilized ActHIB vaccine. Agitate the vial to ensure complete reconstitution. The reconstituted ActHIB vaccine will appear clear and colorless. Withdraw a 0.5-mL dose of the reconstituted vaccine and inject intramuscularly. After reconstitution, if ActHIB vaccine is not administered promptly store at 2° to 8°C (35° to 46°F) and administer within 24 hours. Stored vaccine should be re-agitated prior to injection. Refer to Figures 1, 2, 3, and 4.

Instructions for Reconstitution of ActHIB Vaccine with Saline Diluent (0.4% Sodium Chloride)

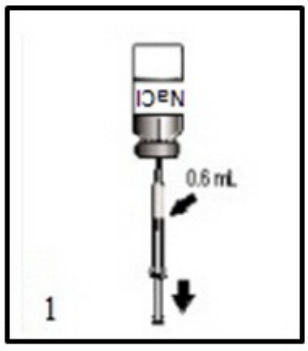

Figure 1.
Disinfect the diluent vial stopper, inject the needle and withdraw 0.6 mL of 0.4% Sodium Chloride diluent as indicated.

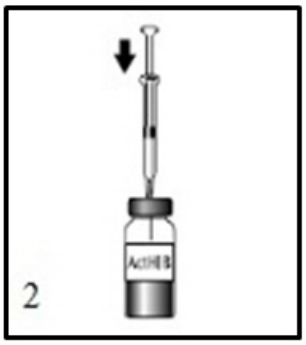

Figure 2.
Cleanse the ActHIB vaccine stopper, insert the syringe needle into the vial, and inject the total volume of diluent.



Figure 3.
Agitate vial thoroughly.

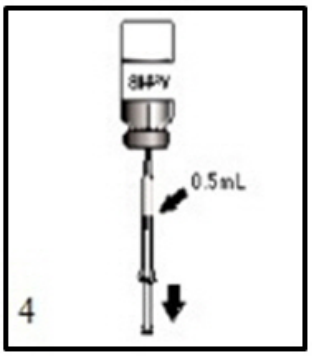

Figure 4.
After reconstitution, withdraw 0.5 mL of reconstituted vaccine and administer **intramuscularly**.

2.3 Administration

Parenteral drug products should be inspected visually for particulate matter and/or discoloration prior to administration, whenever solution and container permit. If either of these conditions exist, the vaccine should not be administered.

ActHIB vaccine is administered as a single dose (0.5 mL) by intramuscular injection into the anterolateral aspect of the thigh or deltoid. Discard unused portion.

Do not administer this product intravenously, intradermally, or subcutaneously.

ActHIB vaccine should not be mixed in the same syringe with other parenteral products.

3 DOSAGE FORMS AND STRENGTHS

ActHIB vaccine is a solution for injection supplied as a single-dose vial of lyophilized powder to be reconstituted with the supplied 0.4% Sodium Chloride diluent. A single dose, after reconstitution is 0.5 mL.

4 CONTRAINDICATIONS

4.1 Hypersensitivity

Severe allergic reaction (e.g., anaphylaxis) after a previous dose of any *H. influenzae* type b or tetanus toxoid-containing vaccine or any component of the vaccine is a contraindication to administration of ActHIB vaccine *[see DESCRIPTION (11)]*.

5 WARNINGS AND PRECAUTIONS

5.1 Management of Acute Allergic Reactions

Epinephrine and other appropriate agents must be available should an acute anaphylactic reaction occur.

5.2 Guillain-Barré Syndrome

If Guillain-Barré syndrome has occurred within 6 weeks of receipt of a prior vaccine containing tetanus toxoid, the decision to give any tetanus toxoid-containing vaccine, including ActHIB vaccine, should be based on careful consideration of the potential benefits and possible risks.

5.3 Altered Immunocompetence

In immunosuppressed persons, including those receiving immunosuppressive therapy, the expected antibody responses may not be obtained.

5.4 Limitations of Vaccine Effectiveness

Vaccination with ActHIB vaccine may not protect 100% of individuals.

5.5 Tetanus Immunization

Immunization with ActHIB vaccine does not substitute for routine tetanus immunization.

5.6 Interference with Laboratory Tests

Urine antigen detection may not have a diagnostic value in suspected disease due to *H. influenzae* type b within 1 to 2 weeks after receipt of a *H. influenzae* type b-containing vaccine, including ActHIB *[see DRUG INTERACTIONS (7.3)].*

5.7 Syncope

Syncope (fainting) has been reported following vaccination with ActHIB. Procedures should be in place to avoid injury from fainting.

6 ADVERSE REACTIONS

6.1 Clinical Trials Experience

Because clinical trials are conducted under widely varying conditions, adverse reaction rates observed in the clinical trials of a vaccine cannot be directly compared to rates in the clinical trials of another vaccine and may not reflect the rates observed in practice.

More than 7,000 infants and young children (≤2 years of age) have received at least one dose of ActHIB vaccine during US clinical trials. Of these, 1,064 subjects 12 to 24 months of age who received ActHIB vaccine alone reported no serious or life threatening adverse reactions.(1) (2)

Adverse reactions associated with ActHIB vaccine generally subsided after 24 hours and did not persist beyond 48 hours after immunization.

In a US trial, the safety of ActHIB vaccine was evaluated in 110 children 15 to 20 months of age. All children received three doses of *Haemophilus influenzae* type b conjugate vaccine (ActHIB vaccine or a previously licensed Haemophilus b conjugate vaccine) at approximately 2, 4, and 6 months of age. The incidence of selected solicited injection site and systemic adverse reactions which occurred within 48 hours following the dose of ActHIB vaccine is shown in **Table 1**.

Table 1: Local and Systemic Reactions at 6, 24, and 48 Hours Following Immunization with ActHIB Vaccine in Children 15 to 20 months old (2)

Adverse Event	6 Hrs. Post-dose	24 Hrs. Post-dose	48 Hrs. Post-dose
Local (%)	**N=110**	**N=110**	**N=110**
Tenderness	20.0	8.2	0.9
Erythema (>1")	0.0	0.9	0.0
Induration*	5.5	3.6	0.9
Swelling	3.6	1.8	0.0
Systemic (%)	**N=103-110**	**N=105-110**	**N=104-110**
Fever (>102.2°F) (>39.0°C)	0	1.0	1.9
Irritability	27.3	20.9	12.7
Drowsiness	36.4	17.3	12.7
Anorexia	12.7	10.0	6.4
Vomiting	0.9	0.9	0.9
Persistent cry	0	0	0
Unusual cry	0	0	0

* Induration is defined as hardness with or without swelling.

In a US clinical trial (P3T06), 1,454 children were enrolled and received one dose of ActHIB vaccine at 2 months of age and subsequent doses administered at 4 and 6 months of age (concomitantly with DAPTACEL [a US-licensed diphtheria, tetanus and pertussis vaccine], IPOL [a US-licensed inactivated poliovirus vaccine] and PCV7 [Pneumococcal conjugate vaccine, 7-valent]) vaccines at 2, 4, and 6 months of age and hepatitis B vaccine at 2 and 6 months of age). At 15-16 months of age, 418 children received a 4th dose of ActHIB and DAPTACEL vaccines. The most frequent systemic reactions following any dose (>50% of participants) were decreased activity/lethargy, fussiness/irritability, and inconsolable crying.

Table 2: Number (Percentage) of Children with Selected Solicited Systemic Adverse Reactions by Severity Occurring within 0-3 days After Vaccination in Study P3T06

Systemic Reactions	DAPTACEL + IPOL + ActHIB Vaccines			DAPTACEL + ActHIB Vaccines
	Dose 1 N=1,390-1,406 %	Dose 2 N=1,346-1,360 %	Dose 3 N=1,301-1,312 %	Dose 4 N=379-381 %
Fever*†				
≥38.0°C	9.3	16.1	15.8	8.7
>38.5°C	1.6	4.3	5.1	3.2
>39.5°C	0.1	0.4	0.3	0.8
Decreased Activity/Lethargy‡				
Any	51.1	37.4	33.2	24.1
Moderate or Severe	24.3	15.8	12.7	9.2
Severe	1.2	1.4	0.6	0.3
Inconsolable Crying				
Any	58.5	51.4	47.9	36.2
≥1 hour	16.4	16.0	12.2	10.5
>3 hours	2.2	3.4	1.4	1.8
Fussiness/Irritability				
Any	75.8	70.7	67.1	53.8
≥1 hour	33.3	30.5	26.2	19.4
>3 hours	5.6	5.5	4.3	4.5

Note. - Ages of study participants ranged from 1.3 to 19.5 months.

* Fever is based upon actual temperatures recorded with no adjustments to the measurement route.

† Following Doses 1-3 combined, the proportion of temperature measurements that were taken by axillary, rectal or other routes, or not recorded were 44.8%, 54.0%, 1.0%, and 0.1%, respectively. Following Dose 4, the proportion of temperature measurements that were taken by axillary, rectal or other routes, or not recorded were 61.1%, 36.6%, 1.7%, and 0.5%, respectively.

‡ Moderate: interferes with or limits usual daily activity; Severe: disabling, not interested in

usual daily activity.

In Study P3T06, within 30 days following any of Doses 1-3 of DAPTACEL + IPOL + ActHIB vaccines, 50 of 1,455 (3.4%) participants experienced a serious adverse event (SAE). One SAE of seizure with apnea occurring on the day of vaccination with the first dose of the three vaccines was determined by the investigators as possibly related. Within 30 days following Dose 4, four of 418 (1.0%) participants who received DAPTACEL + ActHIB vaccines experienced a serious adverse event. None was assessed by the investigators as related to the study of vaccines.

6.2 Postmarketing Experience

The following events have been spontaneously reported during the post-approval use of ActHIB vaccine. Because these events are reported voluntarily from a population of uncertain size, it is not always possible to reliably estimate their frequency or establish a causal relationship to vaccine exposure.

- **Immune system disorders:**
  Anaphylaxis, other allergic/hypersensitivity reactions (including urticaria, angioedema)
- **Nervous system disorders:**
  Convulsions, syncope
- **General disorders and administration site conditions:**
  Extensive limb swelling, peripheral edema, pruritus, rash (including generalized rash)

7 DRUG INTERACTIONS

7.1 Concomitant Administration with Other Vaccines

In clinical trials, ActHIB vaccine was administered, at separate sites, concomitantly with one or more of the following vaccines: DTaP; Measles, Mumps and Rubella vaccine (MMR); Hepatitis B vaccine; and Inactivated Poliovirus Vaccine (IPV). No impairment of the antibody response to the individual antigens was demonstrated when ActHIB vaccine was given at the same time but separate sites with these vaccines.(2)

7.2 Immunosuppressive Treatments

Immunosuppressive therapies, including irradiation, antimetabolites, alkylating agents, cytotoxic drugs, and corticosteroids (used in greater than physiologic doses) may reduce the immune response to ActHIB vaccine *[see WARNINGS AND PRECAUTIONS (5.3)]*.

7.3 Interference with Laboratory Tests

Haemophilus b capsular polysaccharide derived from Haemophilus b Conjugate Vaccines has been detected in the urine of some vaccinees. Urine antigen detection may not have a diagnostic value in suspected disease due to *H. influenzae* type b within 1 to 2 weeks after receipt of a *H. influenzae* type b-containing vaccine, including ActHIB *[see WARNINGS AND PRECAUTIONS (5.6)]*.(3)

8 USE IN SPECIFIC POPULATIONS

8.1 Pregnancy

ActHIB is not approved for use in individuals 6 years of age and older. No human or animal data are available to assess vaccine-associated risks in pregnancy.

8.2 Lactation

ActHIB is not approved for use in individuals 6 years of age and older. Human or animal data are not available to assess the impact of ActHIB on milk production, its presence in breast milk, or its effects on the breastfed infant.

8.4 Pediatric Use

Safety and effectiveness of ActHIB have not been established in infants below the age of 6 weeks and children and adolescents 6 years of age and older *[see DOSAGE AND ADMINISTRATION (2.1)]*.

11 DESCRIPTION

ActHIB vaccine is a sterile, lyophilized powder to be reconstituted with saline diluent (0.4% Sodium Chloride) for intramuscular administration only. The vaccine consists of the *Haemophilus influenzae* type b capsular polysaccharide (polyribosyl-ribitol-phosphate, PRP), a high-molecular-weight polymer prepared from the *H. influenzae* type b strain 1482 grown in a semi-synthetic medium, covalently bound to tetanus toxoid. (4) The lyophilized ActHIB vaccine powder and saline diluent contain no preservative. The tetanus toxoid is prepared by extraction, ammonium sulfate purification, and formalin inactivation of the toxin from cultures of *Clostridium tetani* (Harvard strain) grown in a modified Mueller and Miller medium. (5) The culture medium contains milk-derived raw materials (casein derivatives). Further manufacturing process steps reduce residual formaldehyde to levels below 0.5 micrograms (mcg) per dose by calculation. The toxoid is filter sterilized prior to the conjugation process. In the final formulated vaccine, pH is adjusted using hydrochloric acid. Potency of ActHIB vaccine is specified on each lot by limits on the content of PRP polysaccharide and protein in each dose and the proportion of polysaccharide and protein in the vaccine that is characterized as high molecular weight conjugate.

When ActHIB is reconstituted with saline diluent (0.4% Sodium Chloride), each 0.5-mL dose is formulated to contain 10 mcg of purified capsular polysaccharide conjugated to 24 mcg of inactivated tetanus toxoid and 8.5% of sucrose.

The vial stoppers for ActHIB vaccine and diluent are not made with natural rubber latex.

12 CLINICAL PHARMACOLOGY

12.1 Mechanism of Action

Haemophilus influenzae is a gram-negative coccobacillus. Most strains of *H. influenzae* that cause invasive disease (e.g., sepsis and meningitis) are *H. influenzae* type b.

The response to ActHIB vaccine is typical of a T-dependent immune response to antigens. The prominent isotype of anti-capsular PRP antibody induced by ActHIB vaccine is IgG. (6) A booster response for IgG has been demonstrated in children 12

months of age or older who previously received two or three doses of ActHIB vaccine. Bactericidal activity against *H. influenzae* type b was demonstrated in serum after immunization and correlated with the anti-PRP antibody response induced by ActHIB vaccine. (1)

Antibody titers to *H. influenzae* capsular polysaccharide (anti-PRP) of >1.0 mcg/mL following vaccination with unconjugated PRP vaccine correlated with long-term protection against invasive *H. influenzae* type b disease in children older than 24 months of age. (7) Although the relevance of this threshold to clinical protection after immunization with conjugate vaccines is not known, particularly in light of the induced, immunologic memory, this level continues to be considered as indicative of long-term protection. (8) In clinical studies, ActHIB vaccine induced, on average, anti-PRP levels ≥1.0 mcg/mL in 90% of infants after the primary series (2, 4, and 6 months) and in more than 98% of infants following a booster dose given at 15 to 19 months of age. (1)

13 NON-CLINICAL TOXICOLOGY

13.1 Carcinogenesis, Mutagenesis, Impairment of Fertility

ActHIB vaccine has not been evaluated for its carcinogenic or mutagenic potential or impairment of male fertility.

14 CLINICAL STUDIES

14.1 Immunogenicity of ActHIB Vaccine in Children 2, 4 and 6 Months of Age

Two clinical trials supported by the National Institutes of Health (NIH) have compared the anti-PRP antibody responses to three *Haemophilus influenzae* type b conjugate vaccines in racially mixed populations of children. These studies were done in Tennessee (9) (**Table 3**) and in Minnesota, Missouri, and Texas (10) (**Table 4**) in infants immunized with ActHIB vaccine and other *Haemophilus influenzae* type b conjugate vaccines at 2, 4, and 6 months of age. All *Haemophilus influenzae* type b conjugate vaccines were administered concomitantly with OPV and whole-cell DTP vaccines at separate sites. Neither OPV nor whole-cell DTP vaccines are licensed or distributed in the US currently.

Table 3: Anti-PRP Antibody Responses Following a Two or Three Dose Series of a Haemophilus influenzae type b Vaccine at 2, 4, and 6 Months of Age – Tennessee (9)

Vaccine	N*	Geometric Mean Concentration (GMC) (mcg/mL)			Post Third Immunization % ≥1.0 mcg/mL
		Pre-Immunization at 2 months	Post Second Immunization at 6 months	Post Third Immunization at 7 months	
PRP-T† (ActHIB vaccine)	65	0.10	0.30	3.64	83%
PRP-OMP‡ (PedvaxHIB®)	64	0.11	0.84	N/A	50%§

HbOC¶ (HibTITER®)	61	0.07	0.13	3.08	75%

N/A = Not applicable in this comparison trial although third dose data have been published

* N = Number of children
† *Haemophilus influenzae* type b Conjugate Vaccine (Tetanus Toxoid Conjugate)
‡ *Haemophilus influenzae* type b Conjugate Vaccine (Meningococcal Protein Conjugate)
§ Seroconversion after the recommended 2-dose primary immunization series is shown
¶ *Haemophilus influenzae* type b Conjugate Vaccine (Diphtheria CRM_{197} Protein Conjugate)

Table 4: Anti-PRP Antibody Responses Following a Two or Three Dose Series of a Haemophilus influenzae type b Vaccine at 2, 4, and 6 Months of Age - Minnesota, Missouri, and Texas (10)

Vaccine	N*	Geometric Mean Concentration (GMC) (mcg/mL)			Post Third† Immunization % ≥1.0 mcg/mL
		Pre-Immunization at 2 months	Post Second Immunization at 6 months	Post Third† Immunization at 7 months	
PRP-T‡ (ActHIB vaccine)	142	0.25	1.25	6.37	97%
PRP-OMP§ (PedvaxHIB)	149	0.18	4.00	N/A	85%¶
HbOC# (HibTITER)	167	0.17	0.45	6.31	90%

N/A = Not applicable in this comparison trial although third dose data have been published (10)

* N = Number of children
† Sera were obtained after the third dose from 86 and 110 infants, in PRP-T and HbOC vaccine groups, respectively
‡ *Haemophilus influenzae* type b Conjugate Vaccine (Tetanus Toxoid Conjugate)
§ *Haemophilus influenzae* type b Conjugate Vaccine (Meningococcal Protein Conjugate)
¶ Seroconversion after the recommended 2-dose primary immunization series is shown
# *Haemophilus influenzae* type b Conjugate Vaccine (Diphtheria CRM_{197} Protein Conjugate)

Native American populations have had high rates of *H. influenzae* type b disease and have been observed to have low immune responses to *Haemophilus influenzae* type b conjugate vaccines. In a clinical study enrolling Alaskan Native Americans, following the administration of a three-dose series of ActHIB vaccine at 6 weeks, 4 months, and 6 months of age, 75% of subjects achieved an anti-PRP antibody titer of ≥1.0 mcg/mL at 7 months of age (1 month after the last vaccination). (11)

14.2 Immunogenicity of ActHIB Vaccine in Children 12 to 24 Months of Age

In four separate studies, children 12 to 24 months of age who had not previously received *Haemophilus influenzae* type b conjugate vaccination were immunized with a single dose of ActHIB vaccine (**Table 5**). Geometric Mean Concentration (GMC) of anti-PRP antibody responses were 5.12 mcg/mL (90% responding with ≥1.0 mcg/mL) for children 12 to 15 months of age and 4.4 mcg/mL (82% responding with ≥1.0 mcg/mL)

for children 17 to 24 months of age. (2)

Table 5: Anti-PRP Antibody Responses in 12- to 24-month-old Children Immunized with a Single Dose of ActHIB

Age Group	N*	Geometric Mean Concentration (GMC) (mcg/mL)		% Subjects With ≥1.0 mcg/mL	
		Pre-Immunization	Post-Immunization†	Pre-Immunization	Post-Immunization†
12 to 15 months	256	0.06	5.12	1.6	90.2
17 to 24 months	81	0.10	4.40	3.7	81.5

* N = Number of children
† Post immunization responses measured at approximately 1 month after vaccination

ActHIB vaccine has been found to be immunogenic in children with sickle cell anemia, a condition that may cause increased susceptibility to *Haemophilus influenzae* type b disease. Following two doses of ActHIB vaccine given at two-month intervals, 89% of these children (mean age 11 months) had anti-PRP antibody titers of ≥1.0 mcg/mL. This is comparable to anti-PRP antibody levels demonstrated in children without sickle-cell anemia of similar age following two doses of ActHIB vaccine. (12)

15 REFERENCES

1 Data on file, Sanofi Winthrop Industrie.
2 Data on file, Sanofi Vaccines US Inc.
3 Rothstein EP, et al. Comparison of antigenuria after immunization with three Haemophilus influenzae type b conjugate vaccines. Pediatr Infect Dis J 10:311-314, 1991.
4 Chu CY, et al. Further studies on the immunogenicity of Haemophilus influenzae type b and pneumococcal type 6A polysaccharide-protein conjugate. Infect Immun 40:245-246, 1983.
5 Mueller JH, et al. Production of diphtheria toxin of high potency (100 Lf) on a reproducible medium. J Immunol 40:21-32, 1941.
6 Holmes SJ, et al. Immunogenicity of four Haemophilus influenzae type b conjugate vaccines in 17- to 19-month-old children. J Pediatr 118:364-371, 1991.
7 Peltola H, et al. Prevention of Haemophilus influenzae type b bacteremic infections with the capsular polysaccharide vaccine. N Engl J Med 310:1561-1566, 1984.
8 Recommendations of the Immunization Practices Advisory Committee (ACIP). Haemophilus b conjugate vaccines for prevention of Haemophilus influenzae type b disease among infants and children two months of age and older. MMWR 40:No. RR-1, 1991.
9 Decker MD, et al. Comparative trial in infants of four conjugate Haemophilus influenzae type b vaccines. J Pediatr 120:184-189, 1992.
10 Granoff DM, et al. Differences in the immunogenicity of three Haemophilus influenzae type b conjugate vaccines in infants. J Pediatr 121:187-194, 1992.
11 Bulkow LR, et al. Comparative immunogenicity of four Haemophilus influenzae type

b conjugate vaccines in Alaska Native infants. Pediatr Infect Dis J 12:484-92, 1993.
12 Kaplan SL, et al. Immunogenicity of Haemophilus influenzae type b polysaccharide-tetanus protein conjugate vaccine in children with sickle hemoglobinopathy or malignancies, and after systemic Haemophilus influenzae type b infection. J Pediatr 120:367-370, 1992.
13 Vaccine Adverse Event Reporting System United States. MMWR 39:730-733, 1990.
14 CDC. National Childhood Vaccine Injury Act: Requirements for permanent vaccination records and for reporting of selected events after vaccination. MMWR 37:197-200, 1988.
15 National Childhood Vaccine Injury Act of 1986 (Amended 1987).

16 HOW SUPPLIED/STORAGE AND HANDLING

16.1 How Supplied

Single-dose, lyophilized vaccine vial (vial 1 of 2) (NDC 49281-547-58) packaged with single-dose diluent vial (vial 2 of 2) (NDC 49281-546-58). Supplied as package of 5 vials each (NDC 49281-545-03).

The vial stoppers for ActHIB vaccine and diluent are not made with natural rubber latex.

16.2 Storage and Handling

Store lyophilized ActHIB vaccine packaged with saline diluent (0.4% Sodium Chloride) at 2° to 8°C (35° to 46°F). DO NOT FREEZE. Discard unused portion.

17 PATIENT COUNSELING INFORMATION

Vaccine Information Statements are required by the National Childhood Vaccine Injury Act of 1986 to be given prior to immunization to the patient, parent, or guardian.

Inform the patients, parents, or guardians about the potential benefits and risks of the vaccine and importance of completing the immunization series unless a contraindication to further immunization exists. In addition to this, parents and guardians must be informed about the potential for adverse reactions that have been temporarily associated with the administration of ActHIB vaccine or other vaccines containing similar ingredients. Prior to administration of ActHIB vaccine, healthcare providers should ask parents or guardians about the recent health status of the infant or child to be immunized. As part of the child's immunization record, the date, lot number, and manufacturer of the vaccine administered should be recorded. (13) (14) (15) Vaccine recipients and guardians must report any adverse reactions upon administration of the vaccine to their healthcare provider and/or to the Vaccine Adverse Event Reporting System (VAERS).

ActHIB, DAPTACEL and IPOL are registered trademarks of Sanofi Vaccines US Inc.
PedvaxHIB is a registered trademark of Merck & Co., Inc.
HibTITER is a registered trademark of Nuron Biotech.

Product information
as of May 2026.

Manufactured by:

Sanofi Winthrop Industrie
Marcy L'Etoile France
US Govt License #1724

Distributed by:
Sanofi Vaccines US Inc.
Swiftwater PA 18370 USA

PRINCIPAL DISPLAY PANEL - Kit Carton

NDC 49281-545-03

Hib

Haemophilus b
Conjugate Vaccine
(Tetanus Toxoid Conjugate)
ActHIB®

For children 2 months through 5 years of age

5
single-
dose
vials

Rx only

SANOFI PASTEUR



PRINCIPAL DISPLAY PANEL - 0.5 mL Vial Label

NDC 49281-547-58
Hib
single-dose (0.5 mL)

Not to be used alone. 1 of 2
For use only after reconstitution
with accompanying Saline
Diluent Component.
Rx only

Haemophilus b Conjugate
Vaccine (Tetanus Toxoid
Conjugate)
ActHIB®

Mfd by: Sanofi Pasteur SA

892140

Lot
EXP



PRINCIPAL DISPLAY PANEL - 0.6 mL Vial Label

NDC 49281-546-58
single-dose (0.6 mL)

Not to be used alone. 2 of 2

Saline Diluent Component
(0.4% Sodium Chloride)

For reconstitution of
ActHIB®
Haemophilus b Conjugate
Vaccine (Tetanus Toxoid
Conjugate)

Rx only

Mfd by: Sanofi Pasteur Inc.
Swiftwater PA 18370 USA

892139

Lot

EXP



ACTHIB

haemophilus influenzae type b strain 1482 capsular polysaccharide tetanus toxoid conjugate antigen kit

Product Information			
Product Type	VACCINE	**Item Code (Source)**	NDC:49281-545

Packaging				
#	**Item Code**	**Package Description**	**Marketing Start Date**	**Marketing End Date**
1	NDC:49281-545-03	1 in 1 CARTON		

Quantity of Parts		
Part #	**Package Quantity**	**Total Product Quantity**

Part 1	5 VIAL, SINGLE-DOSE	2.5 mL
Part 2	5 VIAL, SINGLE-DOSE	3 mL

Part 1 of 2

ACTHIB

haemophilus influenzae type b strain 1482 capsular polysaccharide tetanus toxoid conjugate antigen injection, powder, lyophilized, for solution

Product Information

Item Code (Source)	NDC:49281-547
Route of Administration	INTRAMUSCULAR

Active Ingredient/Active Moiety

Ingredient Name	Basis of Strength	Strength
HAEMOPHILUS INFLUENZAE TYPE B STRAIN 1482 CAPSULAR POLYSACCHARIDE TETANUS TOXOID CONJUGATE ANTIGEN (UNII: FLV5I5W26R) (HAEMOPHILUS INFLUENZAE TYPE B STRAIN 1482 CAPSULAR POLYSACCHARIDE TETANUS TOXOID CONJUGATE ANTIGEN - UNII:FLV5I5W26R)	HAEMOPHILUS INFLUENZAE TYPE B STRAIN 1482 CAPSULAR POLYSACCHARIDE TETANUS TOXOID CONJUGATE ANTIGEN	10 ug in 0.5 mL

Inactive Ingredients

Ingredient Name	Strength
FORMALDEHYDE (UNII: 1HG84L3525)	
HYDROCHLORIC ACID (UNII: QTT17582CB)	

Packaging

#	Item Code	Package Description	Marketing Start Date	Marketing End Date
1	NDC:49281-547-58	0.5 mL in 1 VIAL, SINGLE-DOSE; Type 0: Not a Combination Product		

Marketing Information

Marketing Category	Application Number or Monograph Citation	Marketing Start Date	Marketing End Date
BLA	BLA103935	03/30/1993	

Part 2 of 2

SALINE DILUENT

sodium chloride injection, solution

Product Information	
Item Code (Source)	NDC:49281-546
Route of Administration	INTRAMUSCULAR

Inactive Ingredients	
Ingredient Name	**Strength**
SODIUM CHLORIDE (UNII: 451W47IQ8X)	4 mg in 1 mL
WATER (UNII: 059QF0KO0R)	

Packaging

#	Item Code	Package Description	Marketing Start Date	Marketing End Date
1	NDC:49281-546-58	0.6 mL in 1 VIAL, SINGLE-DOSE; Type 0: Not a Combination Product		

Marketing Information

Marketing Category	Application Number or Monograph Citation	Marketing Start Date	Marketing End Date
BLA	BLA103935	03/30/1993	

Marketing Information

Marketing Category	Application Number or Monograph Citation	Marketing Start Date	Marketing End Date
BLA	BLA103935	03/30/1993	

Labeler - Sanofi Vaccines US Inc. (086723285)

Establishment

Name	Address	ID/FEI	Business Operations
Sanofi Winthrop Industrie		281659436	MANUFACTURE(49281-545)

Establishment

Name	Address	ID/FEI	Business Operations
Sanofi Vaccines US Inc.		086723285	MANUFACTURE(49281-545) , PACK(49281-545) , LABEL(49281-545)

Revised: 5/2026 Sanofi Vaccines US Inc.